



SOUTH PERSPECTIVE A3



NORTH WEST PERSPECTIVE A2



NORTH EAST PERSPECTIVE A1

Note:
 THIS DRAWING IS AN INSTRUMENT OF SERVICE SET
 FOR THE ARCHITECT'S USE ONLY. IT IS NOT TO BE
 REPRODUCED OR TRANSMITTED IN ANY FORM OR
 BY ANY MEANS, ELECTRONIC OR MECHANICAL,
 INCLUDING PHOTOCOPYING, RECORDING, OR BY
 INFORMATION STORAGE AND RETRIEVAL SYSTEMS,
 WITHOUT THE WRITTEN PERMISSION OF THE ARCHITECT.
 ALLOWANCES MADE IN THESE DOCUMENTS MUST BE
 OBTAINED FROM THE ARCHITECT. THE ARCHITECT
 HAS NOT CONDUCTED A VISUAL VERIFICATION OF THE
 SITE CONDITIONS OR THE EXISTING CONDITIONS
 SHOWN ON THESE DOCUMENTS.
 THE ARCHITECT SHALL NOT BE RESPONSIBLE FOR
 THE ACCURACY OF THE INFORMATION AND MATERIALS
 NOT SHOWN ON THESE DOCUMENTS.

TREANORHL

1040 Vermont
 Lawrence, Kansas 66044
 Phone: 785.842.7536
 Fax: 785.842.7536
 www.TreanorHL.com

700 New Hampshire
700 NEW HAMPSHIRE
 700 New Hampshire
 Lawrence, KS 66044

© 2017 TreanorHL
 This drawing is an instrument of service and shall
 remain the property of TreanorHL. This drawing and the
 concepts and ideas contained herein shall not be used,
 reproduced, revised, or retained without the express
 written approval of TreanorHL.

Submission or distribution of this drawing to meet
 official or regulatory requirements or for other purposes
 in connection with the project is not to be construed as
 publication in derogation of any of the rights of
 TreanorHL.

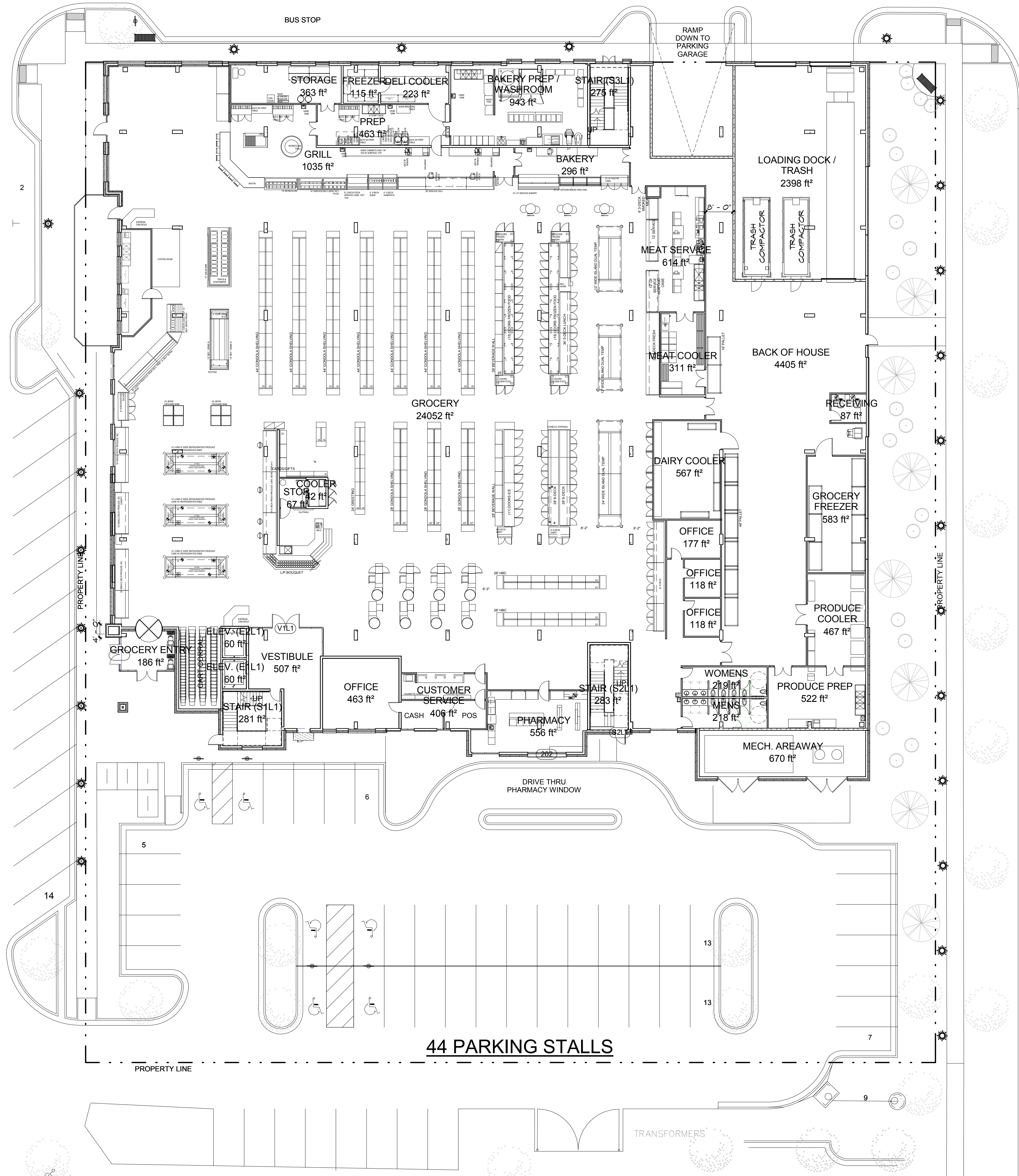
Issued: PRE. PRICING PKG.
 For: _____
 Date: 05/26/16

REVISIONS		
NO	DESCRIPTION	DATE

A204

PERSPECTIVES

TreanorHL NO. DV16.009.00B



- NOTES TO BIDDERS:**
- SEPERATE TENANT FINISH COSTS FOR ENTIRE LEVEL 1 - PLAN - GROCERY STORE.
 - FINISH COST PER EACH SPACE TO INCLUDE:
 - PARTITION FRAMING
 - 5/8" GYP. BD. TAPED AND SANDED
 - PAINTING
 - CEILINGS
 - GYP. CEILINGS @ 10'-0" AT CIRCULATION
- SPACES
- 2x2' ACOUSTIC TILES ALL OTHER SPACES
 - LIGHTING ALLOWANCES:
 - (1) 2x4 FLUOR. PER EA. 100SF.
 - ELECTRICAL / DATA ELEC. OUTLETS EVERY 10FT.
 - FLOORING ALLOWANCES:
 - CARPET AT OFFICES
 - SEALED AND POLISHED CONC. AT ALL OTHER SPACES
 - TILE AT RESTROOMS
 - ALL RESTROOMS TO RECEIVE WALL TILE TO 8'-0" A.F.F.
 - TO

Note:
 THIS DRAWING IS AN INSTRUMENT OF SERVICE SET FOR THE ARCHITECT'S USE ONLY. IT IS NOT TO BE USED FOR BIDDING OR CONSTRUCTION. ANY CHANGES TO THIS DRAWING MUST BE MADE BY THE ARCHITECT. THE ARCHITECT'S OFFICE SHALL BE RESPONSIBLE FOR THE ACCURACY OF THE INFORMATION PROVIDED IN THESE DOCUMENTS. NO LIABILITY SHALL BE ASSUMED FOR ANY ERRORS OR OMISSIONS. THE ARCHITECT'S OFFICE SHALL NOT BE RESPONSIBLE FOR THE ACCURACY OF THE INFORMATION PROVIDED IN THESE DOCUMENTS.

TREANORHL
 1040 Vermont
 Lawrence, Kansas 66044
 Phone: 785.842.7536
 Fax: 785.842.7536
 www.TreanorHL.com

700 New Hampshire
700 NEW HAMPSHIRE
 700 New Hampshire
 Lawrence, KS 66044

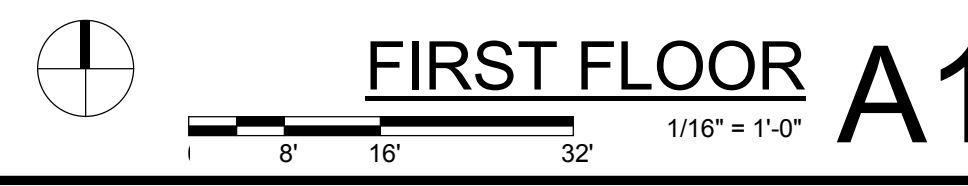
© 2017 TreanorHL
 This drawing is an instrument of service and shall remain the property of TreanorHL. This drawing and the concepts and ideas contained herein shall not be used, reproduced, revised, or retained without the express written approval of TreanorHL.

Submission or distribution of this drawing to meet official or regulatory requirements or for other purposes in connection with the project is not to be construed as publication in derogation of any of the rights of TreanorHL.

Issued: PRE. PRICING PKG.
 For: _____
 Date: 11/23/09

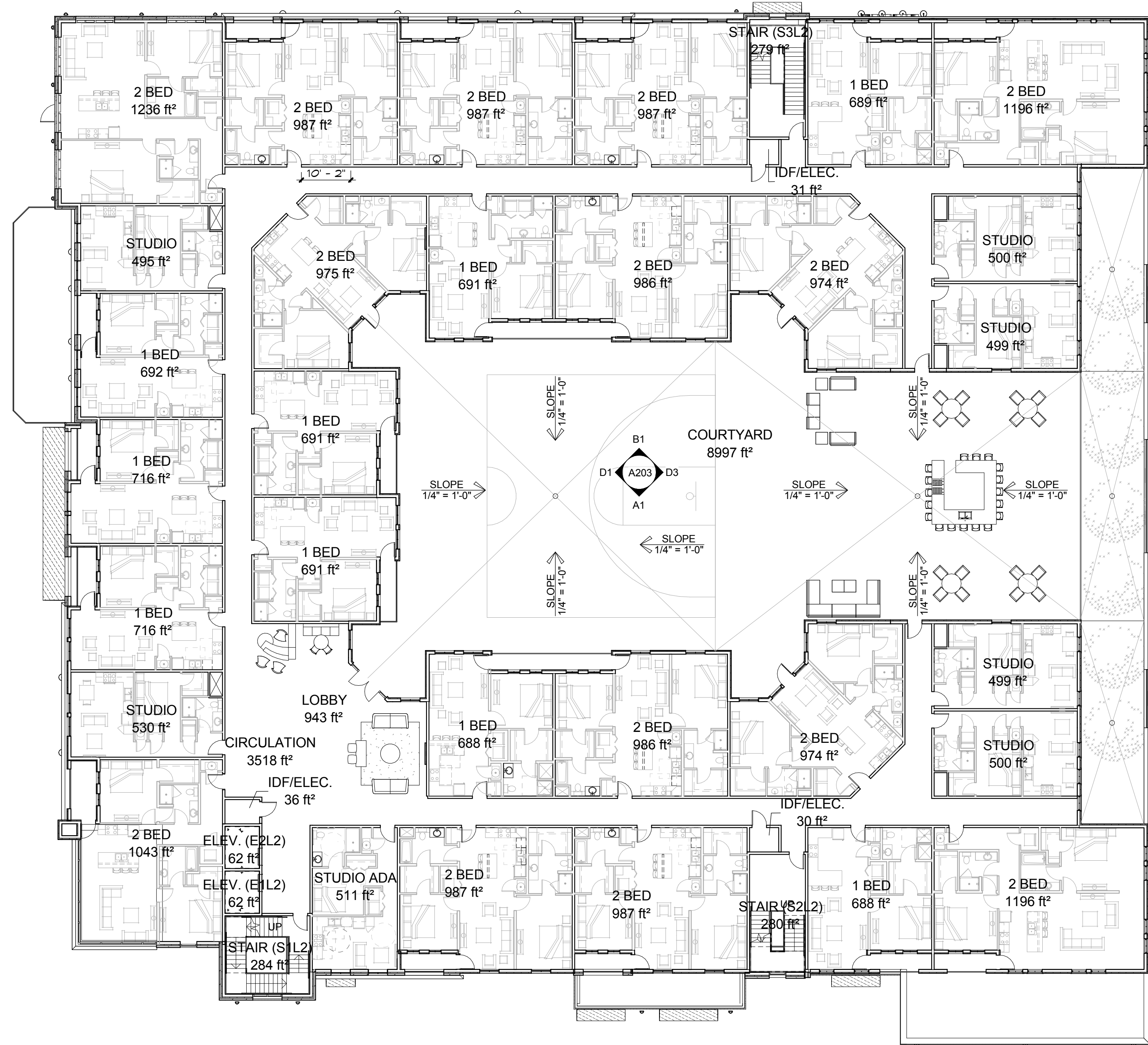
REVISIONS		
NO	DESCRIPTION	DATE

A102
 FIRST FLOOR PLAN
 TreanorHL NO. DV16.009.00B



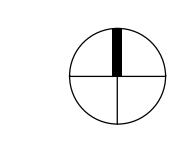
4/17/2016 1:18:24 PM C:\Aubresch\700 NH 201 SET BACK_Revise_Zeke\1983.rvt

4/17/2016 1:18:53 PM C:\Aubrey\700 NH 201 SET BACK_Revise.dwg 1/8/16 1:18:53 PM



UNIT ANALYSIS

2ND FLOOR:	
STUDIOS =	7
1 BEDS =	9
2 BEDS =	14
TOTAL =	30



8' 16' 32'

SECOND FLOOR A1

1/16" = 1'-0"

Note:
 THIS DRAWING IS AN INSTRUMENT OF SERVICE SET FOR THE ARCHITECT'S USE ONLY. IT IS NOT TO BE USED FOR ANY OTHER PURPOSE. THE ARCHITECT'S LIABILITY IS LIMITED TO THE PROFESSIONAL SERVICES PROVIDED BY HIMSELF OR HIS FIRM. THE ARCHITECT DOES NOT WARRANT THE ACCURACY OF THE INFORMATION PROVIDED HEREIN. THE ARCHITECT'S LIABILITY IS LIMITED TO THE PROFESSIONAL SERVICES PROVIDED BY HIMSELF OR HIS FIRM. THE ARCHITECT DOES NOT WARRANT THE ACCURACY OF THE INFORMATION PROVIDED HEREIN.

TREANORHL
 1040 Vermont
 Lawrence, Kansas 66044
 Phone: 785.842.7536
 Fax: 785.842.7536
 www.TreanorHL.com

**700 New Hampshire
 700 NEW HAMPSHIRE
 700 New Hampshire
 Lawrence, KS 66044**

© 2017 TreanorHL
 This drawing is an instrument of service and shall remain the property of TreanorHL. This drawing and the concepts and ideas contained herein shall not be used, reproduced, revised, or retained without the express written approval of TreanorHL.

Issued: PRE. PRICING PKG.
 For: _____
 Date: 05/16/16

REVISIONS		
NO	DESCRIPTION	DATE

A103

2ND FLOOR PLAN

TreanorHL NO. DV16.009.00B

5 4 3 2 1

17 16 15 14 13 12 11 10 9 8 7 6 5 4 3 2 1



WEST ELEVATION C1
3/32" = 1'-0"

A B C D E F G H J K L M N P Q R



SOUTH ELEVATION A1
3/32" = 1'-0"

- Elevation Key Notes:**
- 1 MODULAR FACE BRICK (COLOR 1)
 - 2 MODULAR FACE BRICK (COLOR 2)
 - 3 SMOOTH CUT LIMESTONE
 - 4 STONE SILL
 - 5 BRICK SILL
 - 6 CITADEL 20 MTL. PANEL
 - 7 LAP SIDING
 - 8 HARDIE REVEAL PANEL - RAINSCREEN
 - 9 HARDIE BOARD
 - 10 HARDIE TRIM
 - 11 EIFS
 - 12 1" INSULATED GLASS / ALUMINUM STOREFRONT SYSTEM
 - 13 FABRIC AWNING w/ PTD. ALUM. FRAMES
 - 14 POWDER COATED ORNAMENTAL STEEL GUARD RAIL
 - 15 LIGHT FIXTURE
 - 16 BUILT UP PVC CORNICE
 - 17 BRICK SOLDIER COURSE
 - 18 BREAK MTL. TRIM
 - 19 PREFINISHED MTL. COPING CAP
 - 20 OVERFLOW DRAIN WALL TERMINATION
 - 21 PERFORATED METAL DOORS @ AREAWAY

Note:
THIS DRAWING IS AN INSTRUMENT OF SERVICE SET TO BE USED FOR CONSTRUCTION. ANY CHANGES TO THE DRAWING MUST BE MADE IN WRITING AND APPROVED BY THE ARCHITECT. THE ARCHITECT'S OFFICE SHALL NOT BE RESPONSIBLE FOR ANY ERRORS OR OMISSIONS IN THIS DRAWING. THE ARCHITECT'S OFFICE SHALL NOT BE RESPONSIBLE FOR ANY CONSTRUCTION DEFECTS OR DAMAGES TO THE PROJECT OR TO ANY PERSONS OR PROPERTY. THE ARCHITECT'S OFFICE SHALL NOT BE RESPONSIBLE FOR ANY DELAYS OR COSTS INCURRED BY THE OWNER OR ANY OTHER PARTY. THE ARCHITECT'S OFFICE SHALL NOT BE RESPONSIBLE FOR ANY LEGAL OR FINANCIAL CONSEQUENCES OF ANY KIND. THE ARCHITECT'S OFFICE SHALL NOT BE RESPONSIBLE FOR ANY OTHER MATTERS NOT SPECIFICALLY MENTIONED IN THESE DOCUMENTS.

TREANORHL
1040 Vermont
Lawrence, Kansas 66044
Phone: 785.842.7536
Fax: 785.842.7536
www.TreanorHL.com

700 New Hampshire
700 NEW HAMPSHIRE
700 New Hampshire
Lawrence, KS 66044

© 2017 TreanorHL
This drawing is an instrument of service and shall remain the property of TreanorHL. This drawing and the concepts and ideas contained herein shall not be used, reproduced, revised, or retained without the express written approval of TreanorHL.
Submission or distribution of this drawing to meet official or regulatory requirements or for other purposes in connection with the project is not to be construed as publication in derogation of any of the rights of TreanorHL.

Issued: PRE. PRICING PKG.
For: _____
Date: 11/03/10

REVISIONS		
NO	DESCRIPTION	DATE

A201

ELEVATIONS

TreanorHL NO. DV16.009.00B

4/17/2016 1:19:50 PM C:\Aubrey\700 NH 201 SET BACK_Revise.dwg 1/6/16.rvt

