



February 2026
Security Investment Report
City of Lawrence, Kansas



City of Lawrence, Kansas

TABLE OF CONTENTS

CONSOLIDATED REPORTS


1. PORTFOLIO SUMMARY
2. FIXED INCOME PORTFOLIO
3. PERFORMANCE
 - a. MONTHLY
 - b. INCEPTION TO DATE
4. FIXED INCOME DISTRIBUTION
5. LARGEST HOLDINGS
6. FIXED INCOME CASH FLOWS
7. UNREALIZED GAINS
8. REALIZED GAINS
9. PERFORMANCE VS. BENCHMARK
10. MODEL PORTFOLIO
11. COLLATERAL REPORT

BY PORTFOLIO

1. PORTFOLIO SUMMARY
2. FIXED INCOME PORTFOLIO
3. PERFORMANCE
 - a. MONTHLY
 - b. INCEPTION TO DATE
4. FIXED INCOME DISTRIBUTION
5. MATURITY SCHEDULE
6. UNREALIZED GAINS
7. REALIZED GAINS
8. INCOME AND EXPENSES
9. CASH LEDGER



CONSOLIDATED



Columbia Capital Management, LLC
PORTFOLIO SUMMARY
City of Lawrence, Kansas
February 28, 2026

Security Type	Quantity	Total Cost	Market Value	Pct. Assets	Cur. Yield	Est. Annual Income
Fixed Income						
Agency Securities	146,582,000	144,608,242.19	145,825,964.78	50.7	3.5	340,300.00
Treasury Notes	13,961,000	13,920,060.31	13,958,850.41	4.9	3.7	523,870.00
	160,543,000	158,528,302.50	159,784,815.19	55.6	3.6	864,170.00
Cash and Equiv.						
Cash and Equivalents	0	17,641,174.27	17,641,174.27	6.1	0.2	35,282.35
Certificate of Deposit	12,500,000	12,500,000.00	12,500,000.00	4.3	3.8	469,250.00
Treasury Bills	98,074,000	97,320,734.34	97,539,475.81	33.9	3.4	0.00
	110,574,000	127,461,908.61	127,680,650.08	44.4	3.0	504,532.35
TOTAL PORTFOLIO	271,117,000	285,990,211.11	287,465,465.27	100.0	3.3	1,368,702.35

Columbia Capital Management, LLC
FIXED INCOME PORTFOLIO
City of Lawrence, Kansas
February 28, 2026

Quantity	Security	Unit Cost	Total Cost	Price	Market Value	Accrued Interest	Market Value +Accr.Int.	Pct. Assets	Yield To Mat.	Duration
Agency Securities										
10,000,000	FEDERAL AGRIC MTG CORP 0.000% Due 06-09-26	98.81	9,881,355.06	98.99	9,899,416.70	0.00	9,899,416.70	3.4	3.62	0.28
10,200,000	FEDERAL HOME LOAN BANK NOTE 0% 05/15/2018 0.000% Due 05-15-26	98.95	10,092,575.37	99.24	10,122,441.75	0.00	10,122,441.75	3.5	3.58	0.21
15,987,000	FEDERAL HOME LOAN BANKS 0.000% Due 03-25-26	99.46	15,899,975.79	99.74	15,945,318.37	0.00	15,945,318.37	5.5	3.49	0.07
20,000,000	FEDERAL HOME LOAN BANKS 0.000% Due 04-29-26	99.17	19,834,025.00	99.40	19,879,016.60	0.00	19,879,016.60	6.9	3.59	0.17
1,730,000	FEDERAL HOME LOAN BANKS 0.000% Due 06-03-26	97.84	1,692,686.40	99.05	1,713,622.66	0.00	1,713,622.66	0.6	3.62	0.26
			37,426,687.19		37,537,957.63	0.00	37,537,957.63	13.1	3.55	0.13
3,500,000	FHLB 0%18 DUE 07/02/18 0.000% Due 07-02-26	97.55	3,414,247.03	98.78	3,457,161.47	0.00	3,457,161.47	1.2	3.60	0.34
9,300,000	FHLB 0%26 DUE 04/02/26 0.000% Due 04-02-26	97.48	9,065,613.75	99.66	9,268,643.47	0.00	9,268,643.47	3.2	3.58	0.09
19,000,000	FHLB 0%26 DUE 04/06/26 0.000% Due 04-06-26	99.54	18,912,017.00	99.62	18,928,401.73	0.00	18,928,401.73	6.6	3.58	0.11
2,000,000	FHLB 0%26 DUE 04/09/26 0.000% Due 04-09-26	97.07	1,941,431.01	99.59	1,991,868.34	0.00	1,991,868.34	0.7	3.58	0.11
2,000,000	FHLB 0%26 DUE 04/23/26 0.000% Due 04-23-26	96.93	1,938,579.02	99.45	1,989,091.66	0.00	1,989,091.66	0.7	3.59	0.15

Columbia Capital Management, LLC
FIXED INCOME PORTFOLIO
City of Lawrence, Kansas
February 28, 2026

Quantity	Security	Unit Cost	Total Cost	Price	Market Value	Accrued Interest	Market Value +Accr.Int.	Pct. Assets	Yield To Mat.	Duration
17,365,000	FHLB 0%26 DUE 04/27/26 0.000% Due 04-27-26	96.59	16,772,461.71	99.41	17,263,400.34	0.00	17,263,400.34	6.0	3.65	0.16
22,500,000	FHLB 0%26 DUE 05/06/26 0.000% Due 05-06-26	98.85	22,241,315.01	99.33	22,348,912.50	0.00	22,348,912.50	7.8	3.58	0.19
2,000,000	FHLB 0.96%26 DUE 03/05/26 0.960% Due 03-05-26	97.81	1,956,225.00	99.98	1,999,540.38	9,226.67	2,008,767.05	0.7	2.13	0.02
2,000,000	FHLB 4.375%26 DUE 03/13/26 4.375% Due 03-13-26	100.22	2,004,365.00	100.02	2,000,377.76	40,104.17	2,040,481.93	0.7	3.84	0.04
2,000,000	FHLB 4.75%26 DUE 06/12/26 4.750% Due 06-12-26	100.52	2,010,365.00	100.28	2,005,623.76	20,055.56	2,025,679.32	0.7	3.73	0.29
5,000,000	FHLMC 0%26 DUE 03/02/26 0.000% Due 03-02-26	98.10	4,904,840.04	99.97	4,998,495.85	0.00	4,998,495.85	1.7	2.71	0.01
2,000,000	FHLMC 6.93%26 DUE 06/01/26 MULTI STEP CPN 6.930% Due 06-01-26	102.31	2,046,165.00	100.73	2,014,631.44	33,495.00	2,048,126.44	0.7	4.00	0.26
			144,608,242.19		145,825,964.78	102,881.39	145,928,846.17	50.7	3.55	0.16
Cash and Equivalents										
	Cash		17,641,174.27		17,641,174.27		17,641,174.27	6.1		0.00
			17,641,174.27		17,641,174.27	0.00	17,641,174.27	6.1	0.00	0.00
Certificate of Deposit										
2,500,000	Capitol Federal 3/12/26 4.050% Due 03-12-26	100.00	2,500,000.00	100.00	2,500,000.00	84,606.16	2,584,606.16	0.9	3.99	0.03
3,000,000	Intrust ICS 3/18/26 3.680% Due 03-18-26	100.00	3,000,000.00	100.00	3,000,000.00	38,413.15	3,038,413.15	1.0	3.70	0.05

Columbia Capital Management, LLC
FIXED INCOME PORTFOLIO
City of Lawrence, Kansas
February 28, 2026

Quantity	Security	Unit Cost	Total Cost	Price	Market Value	Accrued Interest	Market Value +Accr.Int.	Pct. Assets	Yield To Mat.	Duration
4,000,000	Intrust ICS 4/15/26 3.680% Due 04-15-26	100.00	4,000,000.00	100.00	4,000,000.00	51,620.82	4,051,620.82	1.4	3.69	0.12
3,000,000	Intrust ICS 5/20/26 3.680% Due 05-20-26	100.00	3,000,000.00	100.00	3,000,000.00	38,413.15	3,038,413.15	1.0	3.69	0.21
			12,500,000.00		12,500,000.00	213,053.29	12,713,053.29	4.3	3.75	0.11
Treasury Bills										
20,000,000	UNITED STATES TREAS BILLS 0.000% Due 03-19-26	99.58	19,915,525.00	99.83	19,965,858.40	0.00	19,965,858.40	6.9	3.24	0.05
2,100,000	UNITED STATES TREAS BILLS 0.000% Due 03-05-26	99.59	2,091,377.21	99.97	2,099,368.21	0.00	2,099,368.21	0.7	2.17	0.01
66,974,000	UNITED STATES TREAS BILLS 0.000% Due 04-30-26	99.38	66,557,316.64	99.41	66,575,725.04	0.00	66,575,725.04	23.2	3.53	0.17
2,500,000	UNITED STATES TREAS BILLS 0.000% Due 04-14-26	99.44	2,485,977.50	99.57	2,489,160.42	0.00	2,489,160.42	0.9	3.48	0.12
			91,050,196.35		91,130,112.08	0.00	91,130,112.08	31.7	3.43	0.14
3,500,000	US TREASURY BILL26 U S T BILL DUE 07/09/26 0.000% Due 07-09-26	96.60	3,380,955.00	98.72	3,455,351.65	0.00	3,455,351.65	1.2	3.55	0.36
3,000,000	US TREASURY BILL26 U S T BILL DUE 08/06/26 0.000% Due 08-06-26	96.32	2,889,582.99	98.47	2,954,012.07	0.00	2,954,012.07	1.0	3.52	0.43
			97,320,734.34		97,539,475.81	0.00	97,539,475.81	33.9	3.44	0.16

Columbia Capital Management, LLC
FIXED INCOME PORTFOLIO
City of Lawrence, Kansas
February 28, 2026

Quantity	Security	Unit Cost	Total Cost	Price	Market Value	Accrued Interest	Market Value +Accr.Int.	Pct. Assets	Yield To Mat.	Duration
Treasury Notes										
2,000,000	US TREASU NT 0.625%07/26 UST NOTE DUE 07/31/26	96.58	1,931,587.00	98.77	1,975,364.58	966.85	1,976,331.43	0.7	3.58	0.42
2,500,000	US TREASU NT 3.625%05/26 UST NOTE DUE 05/15/26	99.62	2,490,452.51	99.98	2,499,482.42	26,286.26	2,525,768.68	0.9	3.69	0.21
2,000,000	US TREASU NT 4.625%06/26 UST NOTE DUE 06/30/26	100.45	2,009,009.02	100.31	2,006,137.50	15,247.25	2,021,384.75	0.7	3.67	0.33
2,000,000	US TREASU NT 4.875%05/26 UST NOTE DUE 05/31/26	100.67	2,013,307.00	100.27	2,005,446.88	24,107.14	2,029,554.02	0.7	3.74	0.25
2,000,000	US TREASUR NT 3.75%08/26 UST NOTE DUE 08/31/26	99.84	1,996,821.02	100.04	2,000,765.62	0.00	2,000,765.62	0.7	3.67	0.49
3,461,000	US TREASUR NT 4.5%07/26 UST NOTE DUE 07/15/26	100.52	3,478,883.76	100.31	3,471,653.41	18,930.33	3,490,583.74	1.2	3.66	0.37
			13,920,060.31		13,958,850.41	85,537.83	14,044,388.25	4.9	3.67	0.34
			285,990,211.11		287,465,465.27	401,472.51	287,866,937.78	100.0	3.31	0.15

Columbia Capital Management, LLC
PERFORMANCE REPORT
GROSS OF FEES
City of Lawrence, Kansas
From 01-31-26 to 02-28-26

Portfolio Value on 01-31-26	338,063,490.46
Accrued Interest	789,135.91
Contributions	19,000,000.00
Withdrawals	-3,897,376.48
Transfers Out	-66,878,642.94
Realized Gains	163,740.32
Unrealized Gains	405,935.45
Interest	580,075.32
Dividends	28,243.15
Change in Accrued Interest	-387,663.40
Portfolio Value on 02-28-26	287,465,465.27
Accrued Interest	401,472.51
Average Capital	318,711,471.20
Total Gain before Fees	790,330.83
IRR for 0.08 Years	0.25%

Columbia Capital Management, LLC
PERFORMANCE REPORT
GROSS OF FEES
City of Lawrence, Kansas
From 04-01-17 to 02-28-26

Portfolio Value on 04-01-17	63,053,321.50
Accrued Interest	370,811.69
Contributions	1,477,309,936.24
Withdrawals	-1,267,146,710.98
Transfers In	1,260,693,979.17
Transfers Out	-1,299,520,176.99
Realized Gains	10,312,838.62
Unrealized Gains	1,475,254.16
Interest	40,439,341.52
Dividends	847,682.03
Change in Accrued Interest	30,660.83
Portfolio Value on 02-28-26	287,465,465.27
Accrued Interest	401,472.51
Average Capital	232,728,278.53
Total Gain before Fees	53,105,777.16
IRR for 8.91 Years	22.82%

Columbia Capital Management, LLC
FIXED INCOME DISTRIBUTION

City of Lawrence, Kansas

February 28, 2026

Summary Information

	Totals		Weighted Averages
Par Value	271,117,000	Average YTM	3.52
Market Value	269,824,291.00	Average Maturity (yrs)	0.16
Total Cost	268,349,036.84	Average Coupon (%)	0.49
Net Gain/Loss	1,475,254.16	Average Duration	0.16
Annual Income	1,333,420.00	Average Moody Rating	NR
Number of Issues	33	Average S&P Rating	NR

Distribution by Moody Rating

Rating	Number	Mkt Value	% Bond Holdings	Average Y T M	Average Coupon	Average Duration
Not Rated	33	269,824,291.00	100.0	3.5	0.495%	0.2

Distribution by S&P Rating

Rating	Number	Mkt Value	% Bond Holdings	Average Y T M	Average Coupon	Average Duration
Not Rated	33	269,824,291.00	100.0	3.5	0.495%	0.2

Columbia Capital Management, LLC
LARGEST HOLDINGS
City of Lawrence, Kansas
February 28, 2026

Securities	Market Value	Pct.
UNITED STATES TREAS BILLS 0.000% Due 04-30-26	66,575,725.04	23.16
FHLB 0%26 DUE 05/06/26 0.000% Due 05-06-26	22,348,912.50	7.77
UNITED STATES TREAS BILLS 0.000% Due 03-19-26	19,965,858.40	6.95
FEDERAL HOME LOAN BANKS 0.000% Due 04-29-26	19,879,016.60	6.92
FHLB 0%26 DUE 04/06/26 0.000% Due 04-06-26	18,928,401.73	6.58
Cash	17,641,174.27	6.14
FHLB 0%26 DUE 04/27/26 0.000% Due 04-27-26	17,263,400.34	6.01
FEDERAL HOME LOAN BANKS 0.000% Due 03-25-26	15,945,318.37	5.55
FEDERAL HOME LOAN BANK NOTE 05/15/2018 0.000% Due 05-15-26	10,122,441.75	3.52
FEDERAL AGRIC MTG CORP 0.000% Due 06-09-26	9,899,416.70	3.44
Total	218,569,665.71	76.03

Columbia Capital Management, LLC
UNREALIZED GAINS AND LOSSES
City of Lawrence, Kansas
February 28, 2026

Date	Quantity	Security	Unit Cost	Total Cost	Price	Market Value	Unrealized Gain/Loss	% G/L
Agency Securities								
09-04-2025	5,000,000	FHLMC 0%26 DUE 03/02/26	98.10	4,904,840.04	99.97	4,998,495.85	93,655.81	1.9
06-23-2025	2,000,000	0.000% Due 03-02-26 FHLB 0.96%26 DUE 03/05/26	97.81	1,956,225.00	99.98	1,999,540.38	43,315.38	2.2
05-08-2025	2,000,000	0.960% Due 03-05-26 FHLB 4.375%26 DUE 03/13/26	100.22	2,004,365.00	100.02	2,000,377.76	-3,987.24	-0.2
01-30-2026	15,987,000	4.375% Due 03-13-26 FEDERAL HOME LOAN BANKS	99.46	15,899,975.79	99.74	15,945,318.37	45,342.58	0.3
06-26-2025	9,300,000	0.000% Due 03-25-26 FHLB 0%26 DUE 04/02/26	97.48	9,065,613.75	99.66	9,268,643.47	203,029.72	2.2
02-19-2026	19,000,000	0.000% Due 04-02-26 FHLB 0%26 DUE 04/06/26	99.54	18,912,017.00	99.62	18,928,401.73	16,384.73	0.1
07-16-2025	2,000,000	0.000% Due 04-06-26 FHLB 0%26 DUE 04/09/26	97.07	1,941,431.01	99.59	1,991,868.34	50,437.33	2.6
07-16-2025	2,000,000	0.000% Due 04-09-26 FHLB 0%26 DUE 04/23/26	96.93	1,938,579.02	99.45	1,989,091.66	50,512.64	2.6
06-18-2025	17,365,000	0.000% Due 04-23-26 FHLB 0%26 DUE 04/27/26	96.59	16,772,461.71	99.41	17,263,400.34	490,938.63	2.9
02-04-2026	20,000,000	0.000% Due 04-27-26 FEDERAL HOME LOAN BANKS	99.17	19,834,025.00	99.40	19,879,016.60	44,991.60	0.2
07-18-2025	22,500,000	0.000% Due 04-29-26 FHLB 0%26 DUE 05/06/26 0.000% Due 05-06-26	98.85	22,241,315.01	99.33	22,348,912.50	107,597.49	0.5

Columbia Capital Management, LLC
UNREALIZED GAINS AND LOSSES
City of Lawrence, Kansas
February 28, 2026

Date	Quantity	Security	Unit Cost	Total Cost	Price	Market Value	Unrealized Gain/Loss	% G/L
01-22-2026	10,200,000	FEDERAL HOME LOAN BANK NOTE 0% 05/15/2018	98.95	10,092,575.37	99.24	10,122,441.75	29,866.38	0.3
07-18-2025	2,000,000	FHLMC 6.93%26 DUE 06/01/26 MULTI STEP CPN 6.930% Due 06-01-26	102.31	2,046,165.00	100.73	2,014,631.44	-31,533.56	-1.5
11-03-2025	1,730,000	FEDERAL HOME LOAN BANKS 0.000% Due 06-03-26	97.84	1,692,686.40	99.05	1,713,622.66	20,936.26	1.2
02-09-2026	10,000,000	FEDERAL AGRIC MTG CORP 0.000% Due 06-09-26	98.81	9,881,355.06	98.99	9,899,416.70	18,061.64	0.2
07-24-2025	2,000,000	FHLB 4.75%26 DUE 06/12/26 4.750% Due 06-12-26	100.52	2,010,365.00	100.28	2,005,623.76	-4,741.24	-0.2
10-23-2025	3,500,000	FHLB 0%18 DUE 07/02/18 0.000% Due 07-02-26	97.55	3,414,247.03	98.78	3,457,161.47	42,914.44	1.3
				144,608,242.19		145,825,964.78	1,217,722.59	0.8
Treasury Notes								
07-18-2025	2,500,000	US TREASU NT 3.625%05/26 UST NOTE DUE 05/15/26 3.625% Due 05-15-26	99.62	2,490,452.51	99.98	2,499,482.42	9,029.91	0.4
10-27-2025	2,000,000	US TREASU NT 4.875%05/26 UST NOTE DUE 05/31/26 4.875% Due 05-31-26	100.67	2,013,307.00	100.27	2,005,446.88	-7,860.12	-0.4

Columbia Capital Management, LLC
UNREALIZED GAINS AND LOSSES
City of Lawrence, Kansas
February 28, 2026

Date	Quantity	Security	Unit Cost	Total Cost	Price	Market Value	Unrealized Gain/Loss	% G/L
07-24-2025	2,000,000	US TREASU NT 4.625%06/26 UST NOTE DUE 06/30/26	100.45	2,009,009.02	100.31	2,006,137.50	-2,871.52	-0.1
09-01-2025	3,461,000	4.625% Due 06-30-26 US TREASUR NT 4.5%07/26 UST NOTE DUE 07/15/26	100.52	3,478,883.76	100.31	3,471,653.41	-7,230.35	-0.2
08-01-2025	2,000,000	4.500% Due 07-15-26 US TREASU NT 0.625%07/26 UST NOTE DUE 07/31/26	96.58	1,931,587.00	98.77	1,975,364.58	43,777.58	2.3
08-04-2025	2,000,000	0.625% Due 07-31-26 US TREASUR NT 3.75%08/26 UST NOTE DUE 08/31/26	99.84	1,996,821.02	100.04	2,000,765.62	3,944.60	0.2
		3.750% Due 08-31-26		13,920,060.31		13,958,850.41	38,790.10	0.3
Treasury Bills								
01-22-2026	2,100,000	UNITED STATES TREAS BILLS 0.000% Due 03-05-26	99.59	2,091,377.21	99.97	2,099,368.21	7,991.00	0.4
02-04-2026	20,000,000	UNITED STATES TREAS BILLS 0.000% Due 03-19-26	99.58	19,915,525.00	99.83	19,965,858.40	50,333.40	0.3
02-13-2026	2,500,000	UNITED STATES TREAS BILLS 0.000% Due 04-14-26	99.44	2,485,977.50	99.57	2,489,160.42	3,182.92	0.1
02-26-2026	66,974,000	UNITED STATES TREAS BILLS 0.000% Due 04-30-26	99.38	66,557,316.64	99.41	66,575,725.04	18,408.40	0.0

Columbia Capital Management, LLC
UNREALIZED GAINS AND LOSSES
City of Lawrence, Kansas
February 28, 2026

Date	Quantity	Security	Unit Cost	Total Cost	Price	Market Value	Unrealized Gain/Loss	% G/L
08-18-2025	3,500,000	US TREASURY BILL26 U S T BILL DUE 07/09/26 0.000% Due 07-09-26	96.60	3,380,955.00	98.72	3,455,351.65	74,396.65	2.2
08-18-2025	3,000,000	US TREASURY BILL26 U S T BILL DUE 08/06/26 0.000% Due 08-06-26	96.32	2,889,582.99	98.47	2,954,012.07	64,429.08	2.2
				97,320,734.34		97,539,475.81	218,741.47	0.2
Certificate of Deposit								
04-29-2025	2,500,000	Capitol Federal 3/12/26 4.050% Due 03-12-26	100.00	2,500,000.00	100.00	2,500,000.00	0.00	0.0
10-24-2025	3,000,000	Intrust ICS 3/18/26 3.680% Due 03-18-26	100.00	3,000,000.00	100.00	3,000,000.00	0.00	0.0
10-23-2025	4,000,000	Intrust ICS 4/15/26 3.680% Due 04-15-26	100.00	4,000,000.00	100.00	4,000,000.00	0.00	0.0
10-24-2025	3,000,000	Intrust ICS 5/20/26 3.680% Due 05-20-26	100.00	3,000,000.00	100.00	3,000,000.00	0.00	0.0
				12,500,000.00		12,500,000.00	0.00	0.0
Cash and Equivalents								
		Cash		17,641,174.27		17,641,174.27		
				17,641,174.27		17,641,174.27		
TOTAL PORTFOLIO				285,990,211.11		287,465,465.27	1,475,254.16	0.5

Columbia Capital Management, LLC
REALIZED GAINS AND LOSSES
City of Lawrence, Kansas
From 02-01-26 Through 02-28-26

Open Date	Close Date	Quantity	Security	Cost Basis	Proceeds	Gain Or Loss	
						Short Term	Long Term
09-04-2025	02-03-2026	5,000,000	FHLMC 0%26 DUE 02/03/26 0.000% Due 02-03-26	4,918,125.02	5,000,000.00	81,874.98	
08-07-2025	02-04-2026	1,175,127	SCHWAB US TREASURY MONEY ULTRA	1,175,126.78	1,175,126.78	0.00	
10-01-2025	02-04-2026	1,899,508	SCHWAB US TREASURY MONEY ULTRA	1,899,507.64	1,899,507.64	0.00	
10-24-2025	02-04-2026	2,055,814	SCHWAB US TREASURY MONEY ULTRA	2,055,814.32	2,055,814.32	0.00	
10-24-2025	02-04-2026	8,000,000	SCHWAB US TREASURY MONEY ULTRA	8,000,000.00	8,000,000.00	0.00	
11-14-2025	02-04-2026	46,130,200	SCHWAB US TREASURY MONEY ULTRA	46,130,199.67	46,130,199.67	0.00	
01-02-2026	02-04-2026	238,472	SCHWAB US TREASURY MONEY ULTRA	238,471.56	238,471.56	0.00	
11-14-2025	02-09-2026	9,881,355	SCHWAB US TREASURY MONEY ULTRA	9,881,355.06	9,881,355.06	0.00	
10-24-2025	02-11-2026	3,000,000	Intrust ICS 2/11/26 3.800% Due 02-11-26	3,000,000.00	3,000,000.00	0.00	
04-25-2025	02-12-2026	3,787,000	Capitol Federal 2/12/26 4.050% Due 02-12-26	3,787,000.00	3,787,000.00	0.00	
06-23-2025	02-15-2026	2,000,000	US TREASU NT 1.625%02/26 UST NOTE DUE 02/15/26	1,968,071.00	2,000,000.00	31,929.00	
01-02-2026	02-15-2026	2,333,334	Intrust ICS 02/15/26 3.590% Due 02-15-26	2,333,334.00	2,333,334.00	0.00	
12-26-2025	02-15-2026	26,100,000	Intrust ICS 2/15/26 3.590% Due 02-15-26	26,100,000.00	26,100,000.00	0.00	
12-18-2025	02-16-2026	18,000,000	Intrust ICS 2/16/26 3.750% Due 02-16-26	18,000,000.00	18,000,000.00	0.00	
10-24-2025	02-18-2026	3,000,000	Intrust ICS 2/18/26 3.800% Due 02-18-26	3,000,000.00	3,000,000.00	0.00	

Columbia Capital Management, LLC
REALIZED GAINS AND LOSSES
City of Lawrence, Kansas
From 02-01-26 Through 02-28-26

Open Date	Close Date	Quantity	Security	Cost Basis	Proceeds	Gain Or Loss	
						Short Term	Long Term
11-14-2025	02-19-2026	1,897,376	Schwab US Treasury Money Ultra	1,897,376.48	1,897,376.48	0.00	
01-20-2026	02-26-2026	25,594,000	Federal Home Loan Banks 0.000% Due 02-26-26	25,499,583.08	25,594,000.00	94,416.92	
01-21-2026	02-26-2026	35,825,000	Federal Home Loan Banks 0.000% Due 02-26-26	35,696,055.00	35,825,000.00	128,945.00	
04-29-2025	02-26-2026	2,500,000	Capitol Federal 2/26/26 4.050% Due 02-26-26	2,500,000.00	2,500,000.00	0.00	
TOTAL GAINS						337,165.90	0.00
TOTAL LOSSES						0.00	0.00
TOTAL REALIZED GAIN/LOSS		337,165.90		198,080,019.61	198,417,185.51	337,165.90	0.00

Columbia Capital Management, LLC
PERFORMANCE REPORT
City of Lawrence
Consolidated
February 28, 2026

<u>Period</u>	<u>Portfolio</u>	<u>90 Day US Treasury Index</u>
Month-to-Date	0.25%	0.28%
Year-to-Date	0.52%	0.58%
Inception-to-Date	22.80%	24.37%

Columbia Capital Management, LLC
PERFORMANCE REPORT - COMPARISON
City of Lawrence
Consolidated
February 28, 2026

<u>Period</u>	<u>Portfolio 2025</u>	<u>Portfolio 2026</u>
Month-to-Date	0.32%	0.25%
Year-to-Date	0.65%	0.52%
Inception-to-Date	18.08%	22.80%

Columbia Capital Management, LLC
MODEL PORTFOLIO TRACKING
City of Lawrence

February 28, 2026

Primary Liquidity

Item	Holding	Value
1	US Bank	12,304,952
2	MIP	3,497,049
3		
Total		15,802,001

Portfolio Target 25,000,000
(Below Target) (9,197,999)

Capital & Bond

Item	Holding	Value
1	Schwab	89,742,316
2		
3		
Total		89,742,316

Portfolio Target 100,000,000
(Below Target) (10,257,684)

Secondary Liquidity

Item	Holding	Value
1	Schwab	4,434,121
2		
3		
4		
Total		4,434,121

Portfolio Target 10,000,000
(Below Target) (5,565,879)

Income

Item	Holding	Value
1	Schwab/CDs	176,122,754
2		
3		
Total		176,122,754

Portfolio Target n/a

Farmland

Item	Holding	Value
1	US Treasury	0
2	Cash	1,765,746
3		
Total		1,765,746

Portfolio Target n/a

Columbia Capital Management, LLC
COLLATERAL PRICING
City of Lawrence
February 27, 2026

U.S. Bank

Item	Collateral	Maturity	Type	CUSIP	Bloomberg Type	Face Value	Market Price	Factor (Mtge Only)	Full Market Value	Type Modifier	Adjusted Market Value
1	FDIC Insurance	n/a	Insurance	n/a		250,000	100.000		250,000	100.0%	250,000
2	Letter of Credit	02/27/26	LoC	n/a	0	45,000,000	100.000		45,000,000	100.0%	25,000,000
Total											25,250,000


Current Bank Balance: 12,304,952
Collateral Sufficient? Yes

Capitol Federal Savings

Item	Collateral	Maturity	Type	CUSIP	Bloomberg Type	Face Value	Market Price	Factor (Mtge Only)	Full Market Value	Type Modifier	Adjusted Market Value
1	FDIC Insurance	n/a	Insurance	n/a		250,000	100.000		250,000	100.0%	250,000
2	FR WN2454	Mtge 2/1/2030	Treasury	3132XGWQ5	govt	13,000,000	103.201	1.000	13,416,171	100.0%	13,416,171
Total											13,666,171

Current Bank Balance: 2,500,000
Collateral Sufficient? Yes

CAPITAL & BOND



Columbia Capital Management, LLC
PORTFOLIO SUMMARY
City of Lawrence, Kansas
Capital and Bond Portfolio
February 28, 2026

Security Type	Quantity	Total Cost	Market Value	Pct. Assets	Cur. Yield	Est. Annual Income
Fixed Income						
Agency Securities	70,200,000	69,422,920.50	69,748,212.55	77.7	3.5	0.00
	70,200,000	69,422,920.50	69,748,212.55	77.7	3.5	0.00
Cash and Equiv.						
Cash and Equivalents	0	28,244.84	28,244.84	0.0	0.2	56.49
Treasury Bills	20,000,000	19,915,525.00	19,965,858.40	22.2	3.2	0.00
	20,000,000	19,943,769.84	19,994,103.24	22.3	3.2	56.49
TOTAL PORTFOLIO	90,200,000	89,366,690.34	89,742,315.79	100.0	3.5	56.49

Columbia Capital Management, LLC
FIXED INCOME PORTFOLIO
City of Lawrence, Kansas
Capital and Bond Portfolio
February 28, 2026

Quantity	Security	Unit Cost	Total Cost	Price	Market Value	Accrued Interest	Market Value +Accr.Int.	Pct. Assets	Yield To Mat.	Duration
Agency Securities										
10,000,000	FEDERAL AGRIC MTG CORP 0.000% Due 06-09-26	98.81	9,881,355.06	98.99	9,899,416.70	0.00	9,899,416.70	11.0	3.62	0.28
10,200,000	FEDERAL HOME LOAN BANK NOTE 0% 05/15/2018 0.000% Due 05-15-26	98.95	10,092,575.37	99.24	10,122,441.75	0.00	10,122,441.75	11.3	3.58	0.21
20,000,000	FEDERAL HOME LOAN BANKS 0.000% Due 04-29-26	99.17	19,834,025.00	99.40	19,879,016.60	0.00	19,879,016.60	22.2	3.59	0.17
5,000,000	FHLB 0%26 DUE 04/02/26 0.000% Due 04-02-26	97.80	4,889,860.03	99.66	4,983,141.65	0.00	4,983,141.65	5.6	3.58	0.09
20,000,000	FHLB 0%26 DUE 05/06/26 0.000% Due 05-06-26	99.10	19,820,265.00	99.33	19,865,700.00	0.00	19,865,700.00	22.1	3.58	0.19
5,000,000	FHLMC 0%26 DUE 03/02/26 0.000% Due 03-02-26	98.10	4,904,840.04	99.97	4,998,495.85	0.00	4,998,495.85	5.6	2.71	0.01
			69,422,920.50		69,748,212.55	0.00	69,748,212.55	77.7	3.53	0.18
Cash and Equivalents										
	Cash		28,244.84		28,244.84	0.00	28,244.84	0.0	0.00	0.00
			28,244.84		28,244.84	0.00	28,244.84	0.0	0.00	0.00
Treasury Bills										
20,000,000	UNITED STATES TREAS BILLS 0.000% Due 03-19-26	99.58	19,915,525.00	99.83	19,965,858.40	0.00	19,965,858.40	22.2	3.24	0.05
			19,915,525.00		19,965,858.40	0.00	19,965,858.40	22.2	3.24	0.05

Columbia Capital Management, LLC
FIXED INCOME PORTFOLIO
City of Lawrence, Kansas
Capital and Bond Portfolio
February 28, 2026

<u>Quantity</u>	<u>Security</u>	<u>Unit Cost</u>	<u>Total Cost</u>	<u>Price</u>	<u>Market Value</u>	<u>Accrued Interest</u>	<u>Market Value +Accr.Int.</u>	<u>Pct. Assets</u>	<u>Yield To Mat.</u>	<u>Duration</u>
			89,366,690.34		89,742,315.79	0.00	89,742,315.79	100.0	3.46	0.15

Columbia Capital Management, LLC
PERFORMANCE REPORT
GROSS OF FEES
City of Lawrence, Kansas
Capital and Bond Portfolio
 From 01-31-26 to 02-28-26

Portfolio Value on 01-31-26	91,396,315.37
Contributions	0.00
Withdrawals	-1,897,376.48
Realized Gains	1,933.35
Unrealized Gains	213,198.71
Interest	1.69
Dividends	28,243.15
Portfolio Value on 02-28-26	89,742,315.79
Average Capital	90,786,444.36
Total Gain before Fees	243,376.90
IRR for 0.08 Years	0.27%

Columbia Capital Management, LLC
PERFORMANCE REPORT
GROSS OF FEES
City of Lawrence, Kansas
Capital and Bond Portfolio
From 04-01-17 to 02-28-26

Portfolio Value on 04-01-17	0.00
Contributions	363,546,799.96
Withdrawals	-403,223,457.88
Transfers In	155,506,496.94
Transfers Out	-38,815,359.70
Realized Gains	4,614,330.61
Unrealized Gains	375,625.45
Interest	6,890,198.38
Dividends	847,682.03
Portfolio Value on 02-28-26	89,742,315.79
Average Capital	54,075,152.51
Total Gain before Fees	12,727,836.47
IRR for 8.91 Years	23.54%

Columbia Capital Management, LLC
FIXED INCOME DISTRIBUTION
City of Lawrence, Kansas
Capital and Bond Portfolio
February 28, 2026

Summary Information

	Totals		Weighted Averages
Par Value	90,200,000	Average YTM	3.46
Market Value	89,714,070.95	Average Maturity (yrs)	0.15
Total Cost	89,338,445.50	Average Coupon (%)	0.00
Net Gain/Loss	375,625.45	Average Duration	0.15
Annual Income	0.00	Average Moody Rating	NR
Number of Issues	7	Average S&P Rating	NR

Distribution by Moody Rating

Rating	Number	Mkt Value	% Bond Holdings	Average Y T M	Average Coupon	Average Duration
Not Rated	7	89,714,070.95	100.0	3.5	0.000%	0.2

Distribution by S&P Rating

Rating	Number	Mkt Value	% Bond Holdings	Average Y T M	Average Coupon	Average Duration
Not Rated	7	89,714,070.95	100.0	3.5	0.000%	0.2

Columbia Capital Management, LLC
Maturity Dates
City of Lawrence, Kansas
Capital and Bond Portfolio
 Maturing February 28, 2026 - December 31, 2028

Maturity	Quantity	Description	
03-02-26 03-02-26	5,000,000	FHLMC 0%26 DUE 03/02/26 0.000% Due 03-02-26	
03-19-26 03-19-26	20,000,000	UNITED STATES TREAS BILLS 0.000% Due 03-19-26	
04-02-26 04-02-26	5,000,000	FHLB 0%26 DUE 04/02/26 0.000% Due 04-02-26	
04-29-26 04-29-26	20,000,000	FEDERAL HOME LOAN BANKS 0.000% Due 04-29-26	
05-06-26 05-06-26	20,000,000	FHLB 0%26 DUE 05/06/26 0.000% Due 05-06-26	
05-15-26 05-15-26	10,200,000	FEDERAL HOME LOAN BANK NOTE	0% 05/15/2018
		0.000% Due 05-15-26	
06-09-26 06-09-26	10,000,000	FEDERAL AGRIC MTG CORP 0.000% Due 06-09-26	

Columbia Capital Management, LLC
UNREALIZED GAINS AND LOSSES
City of Lawrence, Kansas
Capital and Bond Portfolio
February 28, 2026

Date	Quantity	Security	Unit Cost	Total Cost	Price	Market Value	Unrealized Gain/Loss	% G/L
Agency Securities								
09-04-2025	5,000,000	FHLMC 0%26 DUE 03/02/26	98.10	4,904,840.04	99.97	4,998,495.85	93,655.81	1.9
09-04-2025	5,000,000	0.000% Due 03-02-26 FHLB 0%26 DUE 04/02/26	97.80	4,889,860.03	99.66	4,983,141.65	93,281.62	1.9
02-04-2026	20,000,000	0.000% Due 04-02-26 FEDERAL HOME LOAN BANKS	99.17	19,834,025.00	99.40	19,879,016.60	44,991.60	0.2
02-04-2026	20,000,000	0.000% Due 04-29-26 FHLB 0%26 DUE 05/06/26	99.10	19,820,265.00	99.33	19,865,700.00	45,435.00	0.2
01-22-2026	10,200,000	0.000% Due 05-06-26 FEDERAL HOME LOAN BANK NOTE	98.95	10,092,575.37	99.24	10,122,441.75	29,866.38	0.3
02-09-2026	10,000,000	0% 05/15/2018 0.000% Due 05-15-26 FEDERAL AGRIC MTG CORP	98.81	9,881,355.06	98.99	9,899,416.70	18,061.64	0.2
		0.000% Due 06-09-26		69,422,920.50		69,748,212.55	325,292.05	0.5
Treasury Bills								
02-04-2026	20,000,000	UNITED STATES TREAS BILLS 0.000% Due 03-19-26	99.58	19,915,525.00	99.83	19,965,858.40	50,333.40	0.3
				19,915,525.00		19,965,858.40	50,333.40	0.3
Cash and Equivalents								
		Cash		28,244.84		28,244.84		
				28,244.84		28,244.84		

Columbia Capital Management, LLC
UNREALIZED GAINS AND LOSSES
City of Lawrence, Kansas
Capital and Bond Portfolio
 February 28, 2026

Date	Quantity	Security	Unit Cost	Total Cost	Price	Market Value	Unrealized Gain/Loss	% G/L
TOTAL PORTFOLIO				89,366,690.34		89,742,315.79	375,625.45	0.4

Columbia Capital Management, LLC
REALIZED GAINS AND LOSSES
City of Lawrence, Kansas
Capital and Bond Portfolio
From 02-01-26 Through 02-28-26

Open Date	Close Date	Quantity	Security	Cost Basis	Proceeds	Gain Or Loss		
						Short Term	Long Term	
09-04-2025	02-03-2026	5,000,000	FHLMC 0%26 DUE 02/03/26 0.000% Due 02-03-26	4,918,125.02	5,000,000.00	81,874.98		
08-07-2025	02-04-2026	1,175,127	SCHWAB US TREASURY MONEY ULTRA	1,175,126.78	1,175,126.78	0.00		
10-01-2025	02-04-2026	1,899,508	SCHWAB US TREASURY MONEY ULTRA	1,899,507.64	1,899,507.64	0.00		
10-24-2025	02-04-2026	2,055,814	SCHWAB US TREASURY MONEY ULTRA	2,055,814.32	2,055,814.32	0.00		
10-24-2025	02-04-2026	8,000,000	SCHWAB US TREASURY MONEY ULTRA	8,000,000.00	8,000,000.00	0.00		
11-14-2025	02-04-2026	46,130,200	SCHWAB US TREASURY MONEY ULTRA	46,130,199.67	46,130,199.67	0.00		
01-02-2026	02-04-2026	238,472	SCHWAB US TREASURY MONEY ULTRA	238,471.56	238,471.56	0.00		
11-14-2025	02-09-2026	9,881,355	SCHWAB US TREASURY MONEY ULTRA	9,881,355.06	9,881,355.06	0.00		
11-14-2025	02-19-2026	1,897,376	SCHWAB US TREASURY MONEY ULTRA	1,897,376.48	1,897,376.48	0.00		
TOTAL GAINS						81,874.98	0.00	
TOTAL LOSSES						0.00	0.00	
TOTAL REALIZED GAIN/LOSS				81,874.98	76,195,976.53	76,277,851.51	81,874.98	0.00

Columbia Capital Management, LLC
INCOME AND EXPENSES
City of Lawrence, Kansas
Capital and Bond Portfolio
 From 02-01-26 Through 02-28-26

Ex-Date	Pay-Date	Security	Amount
Cash and Equivalents			
02-26-2026	02-26-2026	Cash	1.69
			1.69
Mutual Funds			
02-27-2026	02-27-2026	SCHWAB US TREASURY MONEY ULTRA	28,243.15
			28,243.15
NET INCOME			28,244.84


Columbia Capital Management, LLC
CASH LEDGER
City of Lawrence, Kansas
Capital and Bond Portfolio
From 02-01-26 To 02-28-26

Trade Date	Settle Date	Tran Code	Activity	Security	Amount
Cash					
02-01-2026			Beginning Balance		218,860.41
02-03-2026	02-03-2026	dp	Sale	FHLMC 0%26 DUE 02/03/26 0.000% Due 02-03-26	5,000,000.00
02-03-2026	02-04-2026	wd	Purchase	FEDERAL HOME LOAN BANK NOTE 0% 05/15/2018 0.000% Due 05-15-26	-5,148,165.38
02-04-2026	02-05-2026	wd	Purchase	UNITED STATES TREAS BILLS 0.000% Due 03-19-26	-19,915,525.00
02-04-2026	02-05-2026	wd	Purchase	FHLB 0%26 DUE 05/06/26 0.000% Due 05-06-26	-19,820,265.00
02-04-2026	02-05-2026	wd	Purchase	FEDERAL HOME LOAN BANKS 0.000% Due 04-29-26	-19,834,025.00
02-04-2026	02-05-2026	dp	Sale	SCHWAB US TREASURY MONEY ULTRA	1,175,126.78
02-04-2026	02-05-2026	dp	Sale	SCHWAB US TREASURY MONEY ULTRA	1,899,507.64
02-04-2026	02-05-2026	dp	Sale	SCHWAB US TREASURY MONEY ULTRA	2,055,814.32
02-04-2026	02-05-2026	dp	Sale	SCHWAB US TREASURY MONEY ULTRA	8,000,000.00
02-04-2026	02-05-2026	dp	Sale	SCHWAB US TREASURY MONEY ULTRA	46,130,199.67
02-04-2026	02-05-2026	dp	Sale	SCHWAB US TREASURY MONEY ULTRA	238,471.56
02-09-2026	02-10-2026	dp	Sale	SCHWAB US TREASURY MONEY ULTRA	9,881,355.06
02-09-2026	02-10-2026	wd	Purchase	FEDERAL AGRIC MTG CORP 0.000% Due 06-09-26	-9,881,355.06
02-19-2026	02-20-2026	dp	Sale	SCHWAB US TREASURY MONEY ULTRA	1,897,376.48
02-20-2026	02-20-2026	lo	Withdrawal	from Portfolio	-1,897,376.48
02-26-2026	02-26-2026	dp	Interest	Cash	1.69

Columbia Capital Management, LLC
CASH LEDGER
City of Lawrence, Kansas
Capital and Bond Portfolio
 From 02-01-26 To 02-28-26

Trade Date	Settle Date	Tran Code	Activity	Security	Amount
02-27-2026	02-27-2026	dp	Dividend	Schwab US Treasury Money Ultra	28,243.15
02-28-2026			Ending Balance		28,244.84

INCOME



Columbia Capital Management, LLC
PORTFOLIO SUMMARY
City of Lawrence, Kansas
Income Portfolio
February 28, 2026

Security Type	Quantity	Total Cost	Market Value	Pct. Assets	Cur. Yield	Est. Annual Income
Fixed Income						
Agency Securities	74,082,000	72,949,468.99	73,785,507.07	42.0	3.6	340,300.00
Treasury Notes	13,961,000	13,920,060.31	13,958,850.41	7.9	3.7	523,870.00
	88,043,000	86,869,529.30	87,744,357.48	49.9	3.6	864,170.00
Cash and Equiv.						
Cash and Equivalents	0	2,675.14	2,675.14	0.0	0.2	5.35
Certificate of Deposit	12,500,000	12,500,000.00	12,500,000.00	7.1	3.8	469,250.00
Treasury Bills	75,974,000	75,313,832.13	75,474,249.19	43.0	3.5	0.00
	88,474,000	87,816,507.27	87,976,924.33	50.1	3.6	469,255.35
TOTAL PORTFOLIO	176,517,000	174,686,036.57	175,721,281.82	100.0	3.6	1,333,425.35

Columbia Capital Management, LLC
FIXED INCOME PORTFOLIO
City of Lawrence, Kansas
Income Portfolio
February 28, 2026

Quantity	Security	Unit Cost	Total Cost	Price	Market Value	Accrued Interest	Market Value +Accr.Int.	Pct. Assets	Yield To Mat.	Duration
Agency Securities										
15,987,000	FEDERAL HOME LOAN BANKS 0.000% Due 03-25-26	99.46	15,899,975.79	99.74	15,945,318.37	0.00	15,945,318.37	9.1	3.49	0.07
1,730,000	FEDERAL HOME LOAN BANKS 0.000% Due 06-03-26	97.84	1,692,686.40	99.05	1,713,622.66	0.00	1,713,622.66	1.0	3.62	0.26
			17,592,662.19		17,658,941.03	0.00	17,658,941.03	10.0	3.50	0.09
3,500,000	FHLB 0%18 DUE 07/02/18 0.000% Due 07-02-26	97.55	3,414,247.03	98.78	3,457,161.47	0.00	3,457,161.47	2.0	3.60	0.34
2,000,000	FHLB 0%26 DUE 04/02/26 0.000% Due 04-02-26	97.00	1,939,901.02	99.66	1,993,256.66	0.00	1,993,256.66	1.1	3.58	0.09
19,000,000	FHLB 0%26 DUE 04/06/26 0.000% Due 04-06-26	99.54	18,912,017.00	99.62	18,928,401.73	0.00	18,928,401.73	10.8	3.58	0.11
2,000,000	FHLB 0%26 DUE 04/09/26 0.000% Due 04-09-26	97.07	1,941,431.01	99.59	1,991,868.34	0.00	1,991,868.34	1.1	3.58	0.11
2,000,000	FHLB 0%26 DUE 04/23/26 0.000% Due 04-23-26	96.93	1,938,579.02	99.45	1,989,091.66	0.00	1,989,091.66	1.1	3.59	0.15
17,365,000	FHLB 0%26 DUE 04/27/26 0.000% Due 04-27-26	96.59	16,772,461.71	99.41	17,263,400.34	0.00	17,263,400.34	9.8	3.65	0.16
2,500,000	FHLB 0%26 DUE 05/06/26 0.000% Due 05-06-26	96.84	2,421,050.01	99.33	2,483,212.50	0.00	2,483,212.50	1.4	3.58	0.19
2,000,000	FHLB 0.96%26 DUE 03/05/26 0.960% Due 03-05-26	97.81	1,956,225.00	99.98	1,999,540.38	9,226.67	2,008,767.05	1.1	2.13	0.02

Columbia Capital Management, LLC
FIXED INCOME PORTFOLIO
City of Lawrence, Kansas
Income Portfolio
February 28, 2026

Quantity	Security	Unit Cost	Total Cost	Price	Market Value	Accrued Interest	Market Value +Accr.Int.	Pct. Assets	Yield To Mat.	Duration
2,000,000	FHLB 4.375%26 DUE 03/13/26	100.22	2,004,365.00	100.02	2,000,377.76	40,104.17	2,040,481.93	1.1	3.84	0.04
2,000,000	4.375% Due 03-13-26 FHLB 4.75%26 DUE 06/12/26	100.52	2,010,365.00	100.28	2,005,623.76	20,055.56	2,025,679.32	1.1	3.73	0.29
2,000,000	4.750% Due 06-12-26 FHLMC 6.93%26 DUE 06/01/26 MULTI STEP CPN 6.930% Due 06-01-26	102.31	2,046,165.00	100.73	2,014,631.44	33,495.00	2,048,126.44	1.1	4.00	0.26
			72,949,468.99		73,785,507.07	102,881.39	73,888,388.46	42.0	3.56	0.14
Cash and Equivalents										
	Cash		2,675.14		2,675.14		2,675.14	0.0		0.00
			2,675.14		2,675.14	0.00	2,675.14	0.0	0.00	0.00
Certificate of Deposit										
2,500,000	Capitol Federal 3/12/26 4.050% Due 03-12-26	100.00	2,500,000.00	100.00	2,500,000.00	84,606.16	2,584,606.16	1.4	3.99	0.03
3,000,000	Intrust ICS 3/18/26 3.680% Due 03-18-26	100.00	3,000,000.00	100.00	3,000,000.00	38,413.15	3,038,413.15	1.7	3.70	0.05
4,000,000	Intrust ICS 4/15/26 3.680% Due 04-15-26	100.00	4,000,000.00	100.00	4,000,000.00	51,620.82	4,051,620.82	2.3	3.69	0.12
3,000,000	Intrust ICS 5/20/26 3.680% Due 05-20-26	100.00	3,000,000.00	100.00	3,000,000.00	38,413.15	3,038,413.15	1.7	3.69	0.21
			12,500,000.00		12,500,000.00	213,053.29	12,713,053.29	7.1	3.75	0.11
Treasury Bills										
66,974,000	UNITED STATES TREAS BILLS 0.000% Due 04-30-26	99.38	66,557,316.64	99.41	66,575,725.04	0.00	66,575,725.04	37.9	3.53	0.17

Columbia Capital Management, LLC
FIXED INCOME PORTFOLIO
City of Lawrence, Kansas
Income Portfolio
February 28, 2026

Quantity	Security	Unit Cost	Total Cost	Price	Market Value	Accrued Interest	Market Value +Accr.Int.	Pct. Assets	Yield To Mat.	Duration
2,500,000	UNITED STATES TREAS BILLS 0.000% Due 04-14-26	99.44	2,485,977.50	99.57	2,489,160.42	0.00	2,489,160.42	1.4	3.48	0.12
			69,043,294.14		69,064,885.47	0.00	69,064,885.47	39.3	3.53	0.17
3,500,000	US TREASURY BILL26 U S T BILL DUE 07/09/26 0.000% Due 07-09-26	96.60	3,380,955.00	98.72	3,455,351.65	0.00	3,455,351.65	2.0	3.55	0.36
3,000,000	US TREASURY BILL26 U S T BILL DUE 08/06/26 0.000% Due 08-06-26	96.32	2,889,582.99	98.47	2,954,012.07	0.00	2,954,012.07	1.7	3.52	0.43
			75,313,832.13		75,474,249.19	0.00	75,474,249.19	43.0	3.53	0.19
Treasury Notes										
2,000,000	US TREASU NT 0.625%07/26 UST NOTE DUE 07/31/26 0.625% Due 07-31-26	96.58	1,931,587.00	98.77	1,975,364.58	966.85	1,976,331.43	1.1	3.58	0.42
2,500,000	US TREASU NT 3.625%05/26 UST NOTE DUE 05/15/26 3.625% Due 05-15-26	99.62	2,490,452.51	99.98	2,499,482.42	26,286.26	2,525,768.68	1.4	3.69	0.21
2,000,000	US TREASU NT 4.625%06/26 UST NOTE DUE 06/30/26 4.625% Due 06-30-26	100.45	2,009,009.02	100.31	2,006,137.50	15,247.25	2,021,384.75	1.1	3.67	0.33
2,000,000	US TREASU NT 4.875%05/26 UST NOTE DUE 05/31/26 4.875% Due 05-31-26	100.67	2,013,307.00	100.27	2,005,446.88	24,107.14	2,029,554.02	1.1	3.74	0.25

Columbia Capital Management, LLC
FIXED INCOME PORTFOLIO
City of Lawrence, Kansas
Income Portfolio
February 28, 2026

Quantity	Security	Unit Cost	Total Cost	Price	Market Value	Accrued Interest	Market Value +Accr.Int.	Pct. Assets	Yield To Mat.	Duration
2,000,000	US TREASUR NT 3.75%08/26 UST NOTE DUE 08/31/26	99.84	1,996,821.02	100.04	2,000,765.62	0.00	2,000,765.62	1.1	3.67	0.49
3,461,000	3.750% Due 08-31-26 US TREASUR NT 4.5%07/26 UST NOTE DUE 07/15/26 4.500% Due 07-15-26	100.52	3,478,883.76	100.31	3,471,653.41	18,930.33	3,490,583.74	2.0	3.66	0.37
			13,920,060.31		13,958,850.41	85,537.83	14,044,388.25	7.9	3.67	0.34
			174,686,036.57		175,721,281.82	401,472.51	176,122,754.33	100.0	3.57	0.17

Columbia Capital Management, LLC
PERFORMANCE REPORT
GROSS OF FEES
City of Lawrence, Kansas
Income Portfolio
From 01-31-26 to 02-28-26

Portfolio Value on 01-31-26	217,070,807.47
Accrued Interest	789,135.91
Contributions	19,000,000.00
Withdrawals	-2,000,000.00
Transfers Out	-59,258,955.93
Realized Gains	161,806.97
Unrealized Gains	180,386.54
Interest	567,236.77
Dividends	0.00
Change in Accrued Interest	-387,663.40
Portfolio Value on 02-28-26	175,721,281.82
Accrued Interest	401,472.51
 Average Capital	 198,606,219.47
Total Gain before Fees	521,766.88
IRR for 0.08 Years	0.26%

Columbia Capital Management, LLC
PERFORMANCE REPORT
GROSS OF FEES
City of Lawrence, Kansas
Income Portfolio
From 04-01-17 to 02-28-26

Portfolio Value on 04-01-17	0.00
Accrued Interest	0.00
Contributions	1,074,256,232.46
Withdrawals	-798,534,397.77
Transfers In	679,546,610.97
Transfers Out	-815,192,916.61
Realized Gains	5,109,338.48
Unrealized Gains	1,035,245.25
Interest	29,501,169.04
Dividends	0.00
Change in Accrued Interest	401,472.51
Portfolio Value on 02-28-26	175,721,281.82
Accrued Interest	401,472.51
Average Capital	138,589,319.37
Total Gain before Fees	36,047,225.28
IRR for 8.91 Years	26.01%

Columbia Capital Management, LLC
FIXED INCOME DISTRIBUTION
City of Lawrence, Kansas
Income Portfolio
February 28, 2026

Summary Information

	Totals		Weighted Averages
Par Value	176,517,000	Average YTM	3.57
Market Value	175,718,606.68	Average Maturity (yrs)	0.17
Total Cost	174,683,361.43	Average Coupon (%)	0.76
Net Gain/Loss	1,035,245.25	Average Duration	0.17
Annual Income	1,333,420.00	Average Moody Rating	NR
Number of Issues	27	Average S&P Rating	NR

Distribution by Moody Rating

Rating	Number	Mkt Value	% Bond Holdings	Average Y T M	Average Coupon	Average Duration
Not Rated	27	175,718,606.68	100.0	3.6	0.760%	0.2

Distribution by S&P Rating

Rating	Number	Mkt Value	% Bond Holdings	Average Y T M	Average Coupon	Average Duration
Not Rated	27	175,718,606.68	100.0	3.6	0.760%	0.2

Columbia Capital Management, LLC
Maturity Dates
City of Lawrence, Kansas
Income Portfolio
 Maturing February 28, 2026 - December 31, 2028

Maturity	Quantity	Description
03-05-26 03-05-26	2,000,000	FHLB 0.96% ²⁶ DUE 03/05/26 0.960% Due 03-05-26
03-12-26 03-12-26	2,500,000	Capitol Federal 3/12/26 4.050% Due 03-12-26
03-13-26 03-13-26	2,000,000	FHLB 4.375% ²⁶ DUE 03/13/26 4.375% Due 03-13-26
03-18-26 03-18-26	3,000,000	Intrust ICS 3/18/26 3.680% Due 03-18-26
03-25-26 03-25-26	15,987,000	FEDERAL HOME LOAN BANKS 0.000% Due 03-25-26
04-02-26 04-02-26	2,000,000	FHLB 0% ²⁶ DUE 04/02/26 0.000% Due 04-02-26
04-06-26 04-06-26	19,000,000	FHLB 0% ²⁶ DUE 04/06/26 0.000% Due 04-06-26
04-09-26 04-09-26	2,000,000	FHLB 0% ²⁶ DUE 04/09/26 0.000% Due 04-09-26

Columbia Capital Management, LLC
Maturity Dates
City of Lawrence, Kansas
Income Portfolio
 Maturing February 28, 2026 - December 31, 2028

Maturity	Quantity	Description
04-14-26 04-14-26	2,500,000	UNITED STATES TREAS BILLS 0.000% Due 04-14-26
04-15-26 04-15-26	4,000,000	Intrust ICS 4/15/26 3.680% Due 04-15-26
04-23-26 04-23-26	2,000,000	FHLB 0%26 DUE 04/23/26 0.000% Due 04-23-26
04-27-26 04-27-26	17,365,000	FHLB 0%26 DUE 04/27/26 0.000% Due 04-27-26
04-30-26 04-30-26	66,974,000	UNITED STATES TREAS BILLS 0.000% Due 04-30-26
05-06-26 05-06-26	2,500,000	FHLB 0%26 DUE 05/06/26 0.000% Due 05-06-26
05-15-26 05-15-26	2,500,000	US TREASU NT 3.625%05/26 UST NOTE DUE 05/15/26 3.625% Due 05-15-26
05-20-26 05-20-26	3,000,000	Intrust ICS 5/20/26 3.680% Due 05-20-26

Columbia Capital Management, LLC
Maturity Dates
City of Lawrence, Kansas
Income Portfolio
 Maturing February 28, 2026 - December 31, 2028

Maturity	Quantity	Description
05-31-26 05-31-26	2,000,000	US TREASU NT 4.875%05/26 UST NOTE DUE 05/31/26 4.875% Due 05-31-26
06-01-26 06-01-26	2,000,000	FHLMC 6.93%26 DUE 06/01/26 MULTI STEP CPN 6.930% Due 06-01-26
06-03-26 06-03-26	1,730,000	FEDERAL HOME LOAN BANKS 0.000% Due 06-03-26
06-12-26 06-12-26	2,000,000	FHLB 4.75%26 DUE 06/12/26 4.750% Due 06-12-26
06-30-26 06-30-26	2,000,000	US TREASU NT 4.625%06/26 UST NOTE DUE 06/30/26 4.625% Due 06-30-26
07-02-26 07-02-26	3,500,000	FHLB 0%18 DUE 07/02/18 0.000% Due 07-02-26
07-09-26 07-09-26	3,500,000	US TREASURY BILL26 U S T BILL DUE 07/09/26 0.000% Due 07-09-26
07-15-26 07-15-26	3,461,000	US TREASUR NT 4.5%07/26 UST NOTE DUE 07/15/26 4.500% Due 07-15-26

Columbia Capital Management, LLC
Maturity Dates
City of Lawrence, Kansas
Income Portfolio
 Maturing February 28, 2026 - December 31, 2028

Maturity	Quantity	Description
07-31-26 07-31-26	2,000,000	US TREASU NT 0.625%07/26 UST NOTE DUE 07/31/26 0.625% Due 07-31-26
08-06-26 08-06-26	3,000,000	US TREASURY BILL26 U S T BILL DUE 08/06/26 0.000% Due 08-06-26
08-31-26 08-31-26	2,000,000	US TREASUR NT 3.75%08/26 UST NOTE DUE 08/31/26 3.750% Due 08-31-26

Columbia Capital Management, LLC
UNREALIZED GAINS AND LOSSES
City of Lawrence, Kansas
Income Portfolio
February 28, 2026

Date	Quantity	Security	Unit Cost	Total Cost	Price	Market Value	Unrealized Gain/Loss	% G/L
Agency Securities								
06-23-2025	2,000,000	FHLB 0.96%26 DUE 03/05/26	97.81	1,956,225.00	99.98	1,999,540.38	43,315.38	2.2
05-08-2025	2,000,000	0.960% Due 03-05-26 FHLB 4.375%26 DUE 03/13/26	100.22	2,004,365.00	100.02	2,000,377.76	-3,987.24	-0.2
01-30-2026	15,987,000	4.375% Due 03-13-26 FEDERAL HOME LOAN BANKS	99.46	15,899,975.79	99.74	15,945,318.37	45,342.58	0.3
06-26-2025	2,000,000	0.000% Due 03-25-26 FHLB 0%26 DUE 04/02/26	97.00	1,939,901.02	99.66	1,993,256.66	53,355.64	2.8
02-19-2026	19,000,000	0.000% Due 04-02-26 FHLB 0%26 DUE 04/06/26	99.54	18,912,017.00	99.62	18,928,401.73	16,384.73	0.1
07-16-2025	2,000,000	0.000% Due 04-06-26 FHLB 0%26 DUE 04/09/26	97.07	1,941,431.01	99.59	1,991,868.34	50,437.33	2.6
07-16-2025	2,000,000	0.000% Due 04-09-26 FHLB 0%26 DUE 04/23/26	96.93	1,938,579.02	99.45	1,989,091.66	50,512.64	2.6
06-18-2025	17,365,000	0.000% Due 04-23-26 FHLB 0%26 DUE 04/27/26	96.59	16,772,461.71	99.41	17,263,400.34	490,938.63	2.9
07-18-2025	2,500,000	0.000% Due 04-27-26 FHLB 0%26 DUE 05/06/26	96.84	2,421,050.01	99.33	2,483,212.50	62,162.49	2.6
07-18-2025	2,000,000	0.000% Due 05-06-26 FHLMC 6.93%26 DUE 06/01/26 MULTI STEP CPN 6.930% Due 06-01-26	102.31	2,046,165.00	100.73	2,014,631.44	-31,533.56	-1.5

Columbia Capital Management, LLC
UNREALIZED GAINS AND LOSSES
City of Lawrence, Kansas
Income Portfolio
February 28, 2026

Date	Quantity	Security	Unit Cost	Total Cost	Price	Market Value	Unrealized Gain/Loss	% G/L
11-03-2025	1,730,000	FEDERAL HOME LOAN BANKS 0.000% Due 06-03-26	97.84	1,692,686.40	99.05	1,713,622.66	20,936.26	1.2
07-24-2025	2,000,000	FHLB 4.75%26 DUE 06/12/26	100.52	2,010,365.00	100.28	2,005,623.76	-4,741.24	-0.2
10-23-2025	3,500,000	FHLB 0%18 DUE 07/02/18	97.55	3,414,247.03	98.78	3,457,161.47	42,914.44	1.3
		0.000% Due 07-02-26						
				72,949,468.99		73,785,507.07	836,038.08	1.1
Treasury Notes								
07-18-2025	2,500,000	US TREASU NT 3.625%05/26 UST NOTE DUE 05/15/26	99.62	2,490,452.51	99.98	2,499,482.42	9,029.91	0.4
10-27-2025	2,000,000	US TREASU NT 4.875%05/26 UST NOTE DUE 05/31/26	100.67	2,013,307.00	100.27	2,005,446.88	-7,860.12	-0.4
07-24-2025	2,000,000	US TREASU NT 4.875% Due 05-31-26	100.45	2,009,009.02	100.31	2,006,137.50	-2,871.52	-0.1
09-01-2025	3,461,000	US TREASU NT 4.625%06/26 UST NOTE DUE 06/30/26	100.52	3,478,883.76	100.31	3,471,653.41	-7,230.35	-0.2
08-01-2025	2,000,000	US TREASU NT 4.5%07/26 UST NOTE DUE 07/15/26	96.58	1,931,587.00	98.77	1,975,364.58	43,777.58	2.3
		4.500% Due 07-15-26						
		US TREASU NT 0.625%07/26 UST NOTE DUE 07/31/26						
		0.625% Due 07-31-26						

Columbia Capital Management, LLC
UNREALIZED GAINS AND LOSSES
City of Lawrence, Kansas
Income Portfolio
February 28, 2026

Date	Quantity	Security	Unit Cost	Total Cost	Price	Market Value	Unrealized Gain/Loss	% G/L
08-04-2025	2,000,000	US TREASUR NT 3.75%08/26 UST NOTE DUE 08/31/26 3.750% Due 08-31-26	99.84	1,996,821.02	100.04	2,000,765.62	3,944.60	0.2
				13,920,060.31		13,958,850.41	38,790.10	0.3
Treasury Bills								
02-13-2026	2,500,000	UNITED STATES TREAS BILLS 0.000% Due 04-14-26	99.44	2,485,977.50	99.57	2,489,160.42	3,182.92	0.1
02-26-2026	66,974,000	UNITED STATES TREAS BILLS 0.000% Due 04-30-26	99.38	66,557,316.64	99.41	66,575,725.04	18,408.40	0.0
08-18-2025	3,500,000	US TREASURY BILL26 U S T BILL DUE 07/09/26 0.000% Due 07-09-26	96.60	3,380,955.00	98.72	3,455,351.65	74,396.65	2.2
08-18-2025	3,000,000	US TREASURY BILL26 U S T BILL DUE 08/06/26 0.000% Due 08-06-26	96.32	2,889,582.99	98.47	2,954,012.07	64,429.08	2.2
				75,313,832.13		75,474,249.19	160,417.06	0.2
Certificate of Deposit								
04-29-2025	2,500,000	Capitol Federal 3/12/26 4.050% Due 03-12-26	100.00	2,500,000.00	100.00	2,500,000.00	0.00	0.0
10-24-2025	3,000,000	Intrust ICS 3/18/26 3.680% Due 03-18-26	100.00	3,000,000.00	100.00	3,000,000.00	0.00	0.0
10-23-2025	4,000,000	Intrust ICS 4/15/26 3.680% Due 04-15-26	100.00	4,000,000.00	100.00	4,000,000.00	0.00	0.0

Columbia Capital Management, LLC
UNREALIZED GAINS AND LOSSES
City of Lawrence, Kansas
Income Portfolio
February 28, 2026

<u>Date</u>	<u>Quantity</u>	<u>Security</u>	<u>Unit Cost</u>	<u>Total Cost</u>	<u>Price</u>	<u>Market Value</u>	<u>Unrealized Gain/Loss</u>	<u>% G/L</u>
10-24-2025	3,000,000	Intrust ICS 5/20/26 3.680% Due 05-20-26	100.00	3,000,000.00	100.00	3,000,000.00	0.00	0.0
				12,500,000.00		12,500,000.00	0.00	0.0
Cash and Equivalents								
		Cash		2,675.14		2,675.14		
				2,675.14		2,675.14		
TOTAL PORTFOLIO				174,686,036.57		175,721,281.82	1,035,245.25	0.6

Columbia Capital Management, LLC
REALIZED GAINS AND LOSSES
City of Lawrence, Kansas
Income Portfolio
From 02-01-26 Through 02-28-26

Open Date	Close Date	Quantity	Security	Cost Basis	Proceeds	Gain Or Loss	
						Short Term	Long Term
10-24-2025	02-11-2026	3,000,000	Intrust ICS 2/11/26 3.800% Due 02-11-26	3,000,000.00	3,000,000.00	0.00	
04-25-2025	02-12-2026	3,787,000	Capitol Federal 2/12/26 4.050% Due 02-12-26	3,787,000.00	3,787,000.00	0.00	
06-23-2025	02-15-2026	2,000,000	US TREASU NT 1.625%02/26 UST NOTE DUE 02/15/26	1,968,071.00	2,000,000.00	31,929.00	
01-02-2026	02-15-2026	2,333,334	Intrust ICS 02/15/26 3.590% Due 02-15-26	2,333,334.00	2,333,334.00	0.00	
12-26-2025	02-15-2026	26,100,000	Intrust ICS 2/15/26 3.590% Due 02-15-26	26,100,000.00	26,100,000.00	0.00	
12-18-2025	02-16-2026	18,000,000	Intrust ICS 2/16/26 3.750% Due 02-16-26	18,000,000.00	18,000,000.00	0.00	
10-24-2025	02-18-2026	3,000,000	Intrust ICS 2/18/26 3.800% Due 02-18-26	3,000,000.00	3,000,000.00	0.00	
01-20-2026	02-26-2026	25,594,000	FEDERAL HOME LOAN BANKS 0.000% Due 02-26-26	25,499,583.08	25,594,000.00	94,416.92	
01-21-2026	02-26-2026	35,825,000	FEDERAL HOME LOAN BANKS 0.000% Due 02-26-26	35,696,055.00	35,825,000.00	128,945.00	
04-29-2025	02-26-2026	2,500,000	Capitol Federal 2/26/26 4.050% Due 02-26-26	2,500,000.00	2,500,000.00	0.00	
TOTAL GAINS						255,290.92	0.00
TOTAL LOSSES						0.00	0.00
TOTAL REALIZED GAIN/LOSS		255,290.92		121,884,043.08	122,139,334.00	255,290.92	0.00

Columbia Capital Management, LLC
INCOME AND EXPENSES
City of Lawrence, Kansas
Income Portfolio
From 02-01-26 Through 02-28-26

Ex-Date	Pay-Date	Security	Amount
Treasury Notes			
02-15-2026	02-17-2026	US TREASU NT 1.625%02/26 UST NOTE DUE 02/15/26 1.625% Due 02-15-26	16,250.00
			16,250.00
Treasury Bills			
02-03-2026	02-03-2026	US TREASURY BILL26 U S T BILL DUE 02/03/26 0.000% Due 02-03-26	30,507.49
02-26-2026	02-26-2026	UNITED STATES TREAS BILLS 0.000% Due 02-26-26	13,550.00
			44,057.49
Certificate of Deposit			
02-11-2026	02-11-2026	Intrust ICS 2/11/26 3.800% Due 02-11-26	34,551.51
02-12-2026	02-12-2026	Capitol Federal 2/12/26 4.050% Due 02-12-26	123,119.00
02-15-2026	02-15-2026	Intrust ICS 02/15/26 3.590% Due 02-15-26	10,579.95
02-15-2026	02-15-2026	Intrust ICS 2/15/26 3.590% Due 02-15-26	136,401.59
02-16-2026	02-16-2026	Intrust ICS 2/16/26 3.750% Due 02-16-26	113,155.03
02-18-2026	02-18-2026	Intrust ICS 2/18/26 3.800% Due 02-18-26	36,763.48
02-26-2026	02-26-2026	Capitol Federal 2/26/26 4.050% Due 02-26-26	84,051.37
			538,621.93
Cash and Equivalents			
02-26-2026	02-26-2026	Cash	26.09
			26.09

Columbia Capital Management, LLC
INCOME AND EXPENSES
City of Lawrence, Kansas
Income Portfolio
From 02-01-26 Through 02-28-26

<u>Ex-Date</u>	<u>Pay-Date</u>	<u>Security</u>	<u>Amount</u>
NET INCOME			598,955.51

Columbia Capital Management, LLC
CASH LEDGER
City of Lawrence, Kansas
Income Portfolio
From 02-01-26 To 02-28-26

Trade Date	Settle Date	Tran Code	Activity	Security	Amount
Cash					
02-01-2026			Beginning Balance		22,710.19
02-03-2026	02-03-2026	dp	Sale	US TREASURY BILL26 U S T BILL DUE 02/03/26 0.000% Due 02-03-26	2,500,000.00
02-11-2026	02-11-2026	dp	Sale	Intrust ICS 2/11/26 3.800% Due 02-11-26	3,000,000.00
02-11-2026	02-11-2026	dp	Accrued Interest	Intrust ICS 2/11/26 3.800% Due 02-11-26	34,551.51
02-11-2026	02-11-2026	to	Withdrawal	from Portfolio	-3,034,551.51
02-12-2026	02-12-2026	dp	Sale	Capitol Federal 2/12/26 4.050% Due 02-12-26	3,787,000.00
02-12-2026	02-12-2026	dp	Accrued Interest	Capitol Federal 2/12/26 4.050% Due 02-12-26	123,119.00
02-13-2026	02-17-2026	wd	Purchase	UNITED STATES TREAS BILLS 0.000% Due 04-14-26	-2,485,977.50
02-15-2026	02-17-2026	dp	Interest	US TREASU NT 1.625%02/26 UST NOTE DUE 02/15/26 1.625% Due 02-15-26	16,250.00
02-15-2026	02-17-2026	dp	Sale	US TREASU NT 1.625%02/26 UST NOTE DUE 02/15/26 1.625% Due 02-15-26	2,000,000.00
02-15-2026	02-15-2026	dp	Sale	Intrust ICS 02/15/26 3.590% Due 02-15-26	2,333,334.00
02-15-2026	02-15-2026	dp	Accrued Interest	Intrust ICS 02/15/26 3.590% Due 02-15-26	10,579.95
02-15-2026	02-15-2026	to	Withdrawal	from Portfolio	-2,343,913.95
02-15-2026	02-15-2026	dp	Sale	Intrust ICS 2/15/26 3.590% Due 02-15-26	26,100,000.00
02-15-2026	02-15-2026	dp	Accrued Interest	Intrust ICS 2/15/26 3.590% Due 02-15-26	136,401.59
02-15-2026	02-15-2026	to	Withdrawal	from Portfolio	-26,236,401.59

Columbia Capital Management, LLC
CASH LEDGER
City of Lawrence, Kansas
Income Portfolio
From 02-01-26 To 02-28-26

Trade Date	Settle Date	Tran Code	Activity	Security	Amount
02-16-2026	02-16-2026	dp	Sale	Intrust ICS 2/16/26 3.750% Due 02-16-26	18,000,000.00
02-16-2026	02-16-2026	dp	Accrued Interest	Intrust ICS 2/16/26 3.750% Due 02-16-26	113,155.03
02-16-2026	02-16-2026	to	Withdrawal	from Portfolio	-18,113,155.03
02-17-2026	02-17-2026	li	Addition	to Portfolio	19,000,000.00
02-17-2026	02-17-2026	lo	Withdrawal	from Portfolio	-2,000,000.00
02-18-2026	02-18-2026	dp	Sale	Intrust ICS 2/18/26 3.800% Due 02-18-26	3,000,000.00
02-18-2026	02-18-2026	dp	Accrued Interest	Intrust ICS 2/18/26 3.800% Due 02-18-26	36,763.48
02-18-2026	02-18-2026	to	Withdrawal	from Portfolio	-3,036,763.48
02-19-2026	02-19-2026	wd	Purchase	FHLB 0%26 DUE 04/06/26 0.000% Due 04-06-26	-18,912,017.00
02-26-2026	02-26-2026	dp	Interest	Cash	26.09
02-26-2026	02-26-2026	dp	Sale	FEDERAL HOME LOAN BANKS 0.000% Due 02-26-26	25,594,000.00
02-26-2026	02-26-2026	dp	Sale	FEDERAL HOME LOAN BANKS 0.000% Due 02-26-26	35,825,000.00
02-26-2026	02-26-2026	dp	Sale	UNITED STATES TREAS BILLS 0.000% Due 02-26-26	5,000,000.00
02-26-2026	02-27-2026	wd	Purchase	UNITED STATES TREAS BILLS 0.000% Due 04-30-26	-5,107,997.66
02-26-2026	02-26-2026	to	Withdrawal	from Portfolio	-3,910,119.00
02-26-2026	02-26-2026	dp	Sale	Capitol Federal 2/26/26 4.050% Due 02-26-26	2,500,000.00
02-26-2026	02-26-2026	dp	Accrued Interest	Capitol Federal 2/26/26 4.050% Due 02-26-26	84,051.37
02-26-2026	02-26-2026	to	Withdrawal	from Portfolio	-2,584,051.37
02-27-2026	02-27-2026	wd	Purchase	UNITED STATES TREAS BILLS 0.000% Due 04-30-26	-49,688,925.10

Columbia Capital Management, LLC
CASH LEDGER
City of Lawrence, Kansas
Income Portfolio
From 02-01-26 To 02-28-26

Trade Date	Settle Date	Tran Code	Activity	Security	Amount
02-27-2026	02-27-2026	wd	Purchase	UNITED STATES TREAS BILLS 0.000% Due 04-30-26	-11,760,393.88
02-28-2026			Ending Balance		2,675.14

SECONDARY LIQUIDITY



Columbia Capital Management, LLC
PORTFOLIO SUMMARY
City of Lawrence, Kansas
Secondary
February 28, 2026

Security Type	Quantity	Total Cost	Market Value	Pct. Assets	Cur. Yield	Est. Annual Income
Fixed Income						
Agency Securities	2,300,000	2,235,852.70	2,292,245.16	51.7	3.6	0.00
	2,300,000	2,235,852.70	2,292,245.16	51.7	3.6	0.00
Cash and Equiv.						
Cash and Equivalents	0	42,507.14	42,507.14	1.0	0.2	85.01
Treasury Bills	2,100,000	2,091,377.21	2,099,368.21	47.3	2.2	0.00
	2,100,000	2,133,884.35	2,141,875.35	48.3	2.1	85.01
TOTAL PORTFOLIO	4,400,000	4,369,737.05	4,434,120.51	100.0	2.9	85.01

Columbia Capital Management, LLC
FIXED INCOME PORTFOLIO
City of Lawrence, Kansas
Secondary
February 28, 2026

Quantity	Security	Unit Cost	Total Cost	Price	Market Value	Accrued Interest	Market Value +Accr.Int.	Pct. Assets	Yield To Mat.	Duration
Agency Securities										
2,300,000	FHLB 0%26 DUE 04/02/26 0.000% Due 04-02-26	97.21	2,235,852.70	99.66	2,292,245.16	0.00	2,292,245.16	51.7	3.58	0.09
			2,235,852.70		2,292,245.16	0.00	2,292,245.16	51.7	3.58	0.09
Cash and Equivalents										
	Cash		42,507.14		42,507.14		42,507.14	1.0		0.00
			42,507.14		42,507.14	0.00	42,507.14	1.0	0.00	0.00
Treasury Bills										
2,100,000	UNITED STATES TREAS BILLS 0.000% Due 03-05-26	99.59	2,091,377.21	99.97	2,099,368.21	0.00	2,099,368.21	47.3	2.17	0.01
			2,091,377.21		2,099,368.21	0.00	2,099,368.21	47.3	2.17	0.01
			4,369,737.05		4,434,120.51	0.00	4,434,120.51	100.0	2.88	0.06

Columbia Capital Management, LLC
PERFORMANCE REPORT
GROSS OF FEES
City of Lawrence, Kansas
Secondary
 From 01-31-26 to 02-28-26

Portfolio Value on 01-31-26	4,421,770.04
Contributions	0.00
Withdrawals	0.00
Realized Gains	0.00
Unrealized Gains	12,350.19
Interest	0.28
Dividends	0.00
Portfolio Value on 02-28-26	4,434,120.51
Average Capital	4,421,770.04
Total Gain before Fees	12,350.47
IRR for 0.08 Years	0.28%

Columbia Capital Management, LLC
PERFORMANCE REPORT
GROSS OF FEES
City of Lawrence, Kansas
Secondary
From 04-01-17 to 02-28-26

Portfolio Value on 04-01-17	20,000,000.00
Accrued Interest	178,506.85
Contributions	33,577,903.82
Withdrawals	-39,916,030.10
Transfers In	35,310,062.98
Transfers Out	-46,586,140.79
Realized Gains	427,366.69
Unrealized Gains	64,383.46
Interest	1,556,574.45
Dividends	0.00
Change in Accrued Interest	-178,506.85
Portfolio Value on 02-28-26	4,434,120.51
Accrued Interest	0.00
 Average Capital	 9,322,402.12
Total Gain before Fees	1,869,817.75
IRR for 8.91 Years	20.06%

Columbia Capital Management, LLC
FIXED INCOME DISTRIBUTION
City of Lawrence, Kansas
Secondary
February 28, 2026

Summary Information

	Totals		Weighted Averages
Par Value	4,400,000	Average YTM	2.91
Market Value	4,391,613.37	Average Maturity (yrs)	0.05
Total Cost	4,327,229.91	Average Coupon (%)	0.00
Net Gain/Loss	64,383.46	Average Duration	0.06
Annual Income	0.00	Average Moody Rating	NR
Number of Issues	2	Average S&P Rating	NR

Distribution by Moody Rating

<u>Rating</u>	<u>Number</u>	<u>Mkt Value</u>	<u>% Bond Holdings</u>	<u>Average Y T M</u>	<u>Average Coupon</u>	<u>Average Duration</u>
Not Rated	2	4,391,613.37	100.0	2.9	0.000%	0.1

Distribution by S&P Rating

<u>Rating</u>	<u>Number</u>	<u>Mkt Value</u>	<u>% Bond Holdings</u>	<u>Average Y T M</u>	<u>Average Coupon</u>	<u>Average Duration</u>
Not Rated	2	4,391,613.37	100.0	2.9	0.000%	0.1

Columbia Capital Management, LLC
Maturity Dates
City of Lawrence, Kansas
Secondary
 Maturing February 28, 2026 - December 31, 2028

Maturity	Quantity	Description
03-05-26 03-05-26	2,100,000	UNITED STATES TREAS BILLS 0.000% Due 03-05-26
04-02-26 04-02-26	2,300,000	FHLB 0%26 DUE 04/02/26 0.000% Due 04-02-26

Columbia Capital Management, LLC
UNREALIZED GAINS AND LOSSES
City of Lawrence, Kansas
Secondary
February 28, 2026

Date	Quantity	Security	Unit Cost	Total Cost	Price	Market Value	Unrealized Gain/Loss	% G/L
Agency Securities								
07-22-2025	2,300,000	FHLB 0%26 DUE 04/02/26 0.000% Due 04-02-26	97.21	2,235,852.70	99.66	2,292,245.16	56,392.46	2.5
				2,235,852.70		2,292,245.16	56,392.46	2.5
Treasury Bills								
01-22-2026	2,100,000	UNITED STATES TREAS BILLS 0.000% Due 03-05-26	99.59	2,091,377.21	99.97	2,099,368.21	7,991.00	0.4
				2,091,377.21		2,099,368.21	7,991.00	0.4
Cash and Equivalents								
		Cash		42,507.14		42,507.14		
				42,507.14		42,507.14		
TOTAL PORTFOLIO				4,369,737.05		4,434,120.51	64,383.46	1.5

Columbia Capital Management, LLC
REALIZED GAINS AND LOSSES
City of Lawrence, Kansas
Secondary
From 02-01-26 Through 02-28-26

Open Date	Close Date	Quantity	Security	Cost Basis	Proceeds	Gain Or Loss	
						Short Term	Long Term
TOTAL GAINS						0.00	0.00
TOTAL LOSSES						0.00	0.00
TOTAL REALIZED GAIN/LOSS		0.00		0.00	0.00	0.00	0.00

Columbia Capital Management, LLC
INCOME AND EXPENSES
City of Lawrence, Kansas
Secondary
 From 02-01-26 Through 02-28-26

Ex-Date	Pay-Date	Security	Amount
Cash and Equivalents			
02-26-2026	02-26-2026	Cash	0.28
			0.28
NET INCOME			0.28

Columbia Capital Management, LLC
CASH LEDGER
City of Lawrence, Kansas
Secondary
From 02-01-26 To 02-28-26

Trade Date	Settle Date	Tran Code	Activity	Security	Amount
Cash					
02-01-2026			Beginning Balance		42,506.86
02-26-2026	02-26-2026	dp	Interest	Cash	0.28
02-28-2026			Ending Balance		42,507.14

OUTSIDE ACCOUNTS



Columbia Capital Management, LLC
PORTFOLIO SUMMARY
City of Lawrence, Kansas
Outside
February 28, 2026

Security Type	Quantity	Total Cost	Market Value	Pct. Assets	Cur. Yield	Est. Annual Income
Cash and Equiv.						
Cash and Equivalents	0	15,802,001.36	15,802,001.36	100.0	0.2	31,604.00
	0	15,802,001.36	15,802,001.36	100.0	0.2	31,604.00
TOTAL PORTFOLIO	0	15,802,001.36	15,802,001.36	100.0	0.2	31,604.00

Columbia Capital Management, LLC
FIXED INCOME PORTFOLIO
City of Lawrence, Kansas
Outside
February 28, 2026

Quantity	Security	Unit Cost	Total Cost	Price	Market Value	Accrued Interest	Market Value +Accr.Int.	Pct. Assets	Yield To Mat.	Duration
Cash and Equivalents										
	Cash		15,802,001.36		15,802,001.36		15,802,001.36	100.0		0.00
			15,802,001.36		15,802,001.36	0.00	15,802,001.36	100.0	0.00	0.00
			15,802,001.36		15,802,001.36	0.00	15,802,001.36	100.0	0.00	0.00

Columbia Capital Management, LLC
PERFORMANCE REPORT
GROSS OF FEES
City of Lawrence, Kansas
Outside
 From 01-31-26 to 02-28-26

Portfolio Value on 01-31-26	23,373,487.73
Contributions	0.00
Withdrawals	0.00
Transfers Out	-7,581,687.01
Realized Gains	0.00
Unrealized Gains	0.00
Interest	10,200.64
Dividends	0.00
Portfolio Value on 02-28-26	15,802,001.36
Average Capital	23,102,713.19
Total Gain before Fees	10,200.64
IRR for 0.08 Years	0.04%

Columbia Capital Management, LLC
PERFORMANCE REPORT
GROSS OF FEES
City of Lawrence, Kansas
Outside
From 04-01-17 to 02-28-26

Portfolio Value on 04-01-17	43,053,321.50
Accrued Interest	192,304.84
Contributions	0.00
Withdrawals	0.00
Transfers In	332,116,506.10
Transfers Out	-360,853,433.58
Realized Gains	0.00
Unrealized Gains	0.00
Interest	1,485,607.34
Dividends	0.00
Change in Accrued Interest	-192,304.84
Portfolio Value on 02-28-26	15,802,001.36
Accrued Interest	0.00
 Average Capital	 25,569,517.44
Total Gain before Fees	1,293,302.50
IRR for 8.91 Years	5.06%

Columbia Capital Management, LLC
FIXED INCOME DISTRIBUTION
City of Lawrence, Kansas
Outside
February 28, 2026

Summary Information

	Totals		Weighted Averages
Par Value	0	Average YTM	0.00
Market Value	0.00	Average Maturity (yrs)	0.00
Total Cost	0.00	Average Coupon (%)	0.00
Net Gain/Loss	0.00	Average Duration	0.00
Annual Income	0.00	Average Moody Rating	NR
Number of Issues	0	Average S&P Rating	NR

Columbia Capital Management, LLC
Maturity Dates
City of Lawrence, Kansas
Outside
Maturing February 28, 2026 - December 31, 2028

<u>Maturity</u>	<u>Quantity</u>	<u>Description</u>
-----------------	-----------------	--------------------

Columbia Capital Management, LLC
UNREALIZED GAINS AND LOSSES
City of Lawrence, Kansas
Outside
February 28, 2026

Date	Quantity	Security	Unit Cost	Total Cost	Price	Market Value	Unrealized Gain/Loss	% G/L
Cash and Equivalents								
		Cash		15,802,001.36		15,802,001.36		
				15,802,001.36		15,802,001.36		
TOTAL PORTFOLIO				15,802,001.36		15,802,001.36	0.00	0.0

Columbia Capital Management, LLC
REALIZED GAINS AND LOSSES
City of Lawrence, Kansas
Outside
 From 02-01-26 Through 02-28-26

Open Date	Close Date	Quantity	Security	Cost Basis	Proceeds	Gain Or Loss	
						Short Term	Long Term
TOTAL GAINS						0.00	0.00
TOTAL LOSSES						0.00	0.00
TOTAL REALIZED GAIN/LOSS		0.00		0.00	0.00	0.00	0.00

Columbia Capital Management, LLC
INCOME AND EXPENSES
City of Lawrence, Kansas
Outside
From 02-01-26 Through 02-28-26

Ex-Date	Pay-Date	Security	Amount
Cash and Equivalents			
02-28-2026	02-28-2026	Cash	1,123.50
02-28-2026	02-28-2026	Cash	9,077.14
			10,200.64
NET INCOME			10,200.64

Columbia Capital Management, LLC
CASH LEDGER
City of Lawrence, Kansas
Outside
From 02-01-26 To 02-28-26

Trade Date	Settle Date	Tran Code	Activity	Security	Amount
Cash					
02-01-2026			Beginning Balance		23,373,487.73
02-28-2026	02-28-2026	to	Withdrawal	from Portfolio	-7,572,609.87
02-28-2026	02-28-2026	dp	Interest	Cash	1,123.50
02-28-2026	02-28-2026	dp	Interest	Cash	9,077.14
02-28-2026	02-28-2026	to	Withdrawal	from Portfolio	-9,077.14
02-28-2026			Ending Balance		15,802,001.36

FARMLAND ESCROW



Columbia Capital Management, LLC
PORTFOLIO SUMMARY
City of Lawrence, Kansas
Farmland Escrow
February 28, 2026

Security Type	Quantity	Total Cost	Market Value	Pct. Assets	Cur. Yield	Est. Annual Income
Cash and Equiv.						
Cash and Equivalents	0	1,765,745.79	1,765,745.79	100.0	0.2	3,531.49
	0	1,765,745.79	1,765,745.79	100.0	0.2	3,531.49
TOTAL PORTFOLIO	0	1,765,745.79	1,765,745.79	100.0	0.2	3,531.49

Columbia Capital Management, LLC
FIXED INCOME PORTFOLIO
City of Lawrence, Kansas
Farmland Escrow
February 28, 2026

Quantity	Security	Unit Cost	Total Cost	Price	Market Value	Accrued Interest	Market Value +Accr.Int.	Pct. Assets	Yield To Mat.	Duration
Cash and Equivalents										
	Cash		1,765,745.79		1,765,745.79		1,765,745.79	100.0		0.00
			1,765,745.79		1,765,745.79	0.00	1,765,745.79	100.0	0.00	0.00
			1,765,745.79		1,765,745.79	0.00	1,765,745.79	100.0	0.00	0.00

Columbia Capital Management, LLC
PERFORMANCE REPORT
GROSS OF FEES
City of Lawrence, Kansas
Farmland Escrow
From 01-31-26 to 02-28-26

Portfolio Value on 01-31-26	1,801,109.85
Contributions	0.00
Withdrawals	0.00
Transfers Out	-38,000.00
Realized Gains	0.00
Unrealized Gains	0.00
Interest	2,635.94
Dividends	0.00
Portfolio Value on 02-28-26	1,765,745.79
Average Capital	1,794,324.14
Total Gain before Fees	2,635.94
IRR for 0.08 Years	0.15%

Columbia Capital Management, LLC
PERFORMANCE REPORT
GROSS OF FEES
City of Lawrence, Kansas
Farmland Escrow
 From 04-01-17 to 02-28-26

Portfolio Value on 04-01-17	0.00
Contributions	0.00
Withdrawals	0.00
Transfers In	4,604,347.73
Transfers Out	-3,341,546.61
Realized Gains	2,519.46
Unrealized Gains	0.00
Interest	500,425.21
Dividends	0.00
Portfolio Value on 02-28-26	1,765,745.79
Average Capital	2,476,849.00
Total Gain before Fees	502,944.67
IRR for 8.91 Years	20.31%

Columbia Capital Management, LLC
FIXED INCOME DISTRIBUTION
City of Lawrence, Kansas
Farmland Escrow
February 28, 2026

Summary Information

	Totals		Weighted Averages
Par Value	0	Average YTM	0.00
Market Value	0.00	Average Maturity (yrs)	0.00
Total Cost	0.00	Average Coupon (%)	0.00
Net Gain/Loss	0.00	Average Duration	0.00
Annual Income	0.00	Average Moody Rating	NR
Number of Issues	0	Average S&P Rating	NR

Columbia Capital Management, LLC
Maturity Dates
City of Lawrence, Kansas
Farmland Escrow
Maturing February 28, 2026 - December 31, 2028

Maturity	Quantity	Description
----------	----------	-------------

Columbia Capital Management, LLC
UNREALIZED GAINS AND LOSSES
City of Lawrence, Kansas
Farmland Escrow
February 28, 2026

Date	Quantity	Security	Unit Cost	Total Cost	Price	Market Value	Unrealized Gain/Loss	% G/L
Cash and Equivalents								
		Cash		1,765,745.79		1,765,745.79		
				1,765,745.79		1,765,745.79		
TOTAL PORTFOLIO				1,765,745.79		1,765,745.79	0.00	0.0

Columbia Capital Management, LLC
REALIZED GAINS AND LOSSES
City of Lawrence, Kansas
Farmland Escrow
From 02-01-26 Through 02-28-26

Open Date	Close Date	Quantity	Security	Cost Basis	Proceeds	Gain Or Loss	
						Short Term	Long Term
TOTAL GAINS						0.00	0.00
TOTAL LOSSES						0.00	0.00
TOTAL REALIZED GAIN/LOSS		0.00		0.00	0.00	0.00	0.00

Columbia Capital Management, LLC
INCOME AND EXPENSES
City of Lawrence, Kansas
Farmland Escrow
From 02-01-26 Through 02-28-26

Ex-Date	Pay-Date	Security	Amount
Treasury Bills			
02-17-2026	02-20-2026	UNITED STATES TREAS BILLS 0.000% Due 02-17-26	9,772.78
			9,772.78
NET INCOME			9,772.78

Columbia Capital Management, LLC
CASH LEDGER
City of Lawrence, Kansas
Farmland Escrow
From 02-01-26 To 02-28-26

Trade Date	Settle Date	Tran Code	Activity	Security	Amount
Cash					
02-01-2026			Beginning Balance		53,745.79
02-17-2026	02-20-2026	dp	Sale	UNITED STATES TREAS BILLS 0.000% Due 02-17-26	1,750,000.00
02-24-2026	02-24-2026	to	Withdrawal	from Portfolio	-38,000.00
02-28-2026			Ending Balance		1,765,745.79